

nal

✓ Adında " N-n " sesi olan varlıkları işaretleyelim.



✓ " N-n " sesi aşağıdaki varlıkların adının neresindedir? Başında mı, ortasında mı, sonunda mı olduğunu bulalım. Boyyalım.








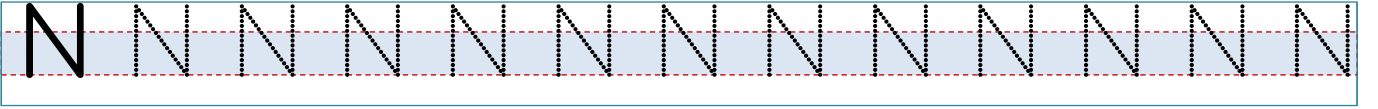
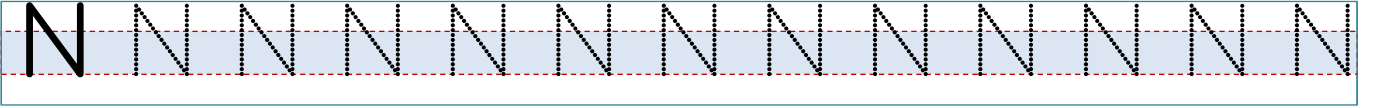
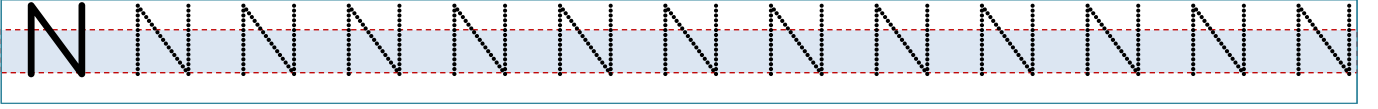
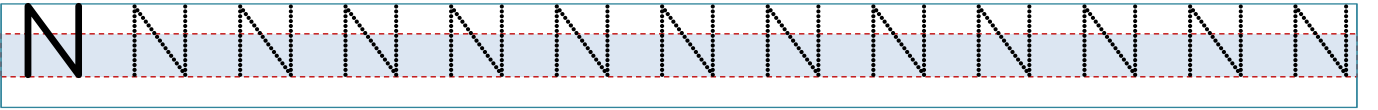
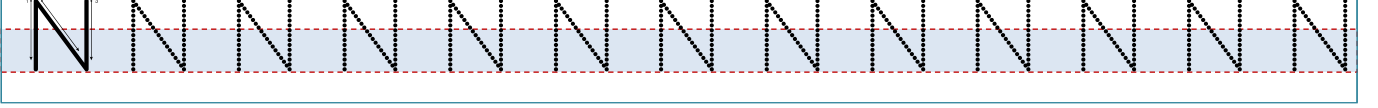

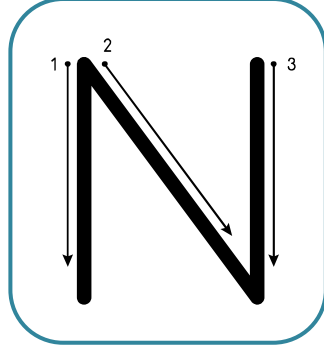


Sorularsa çözüm de vardır.

ilkokuloru.com



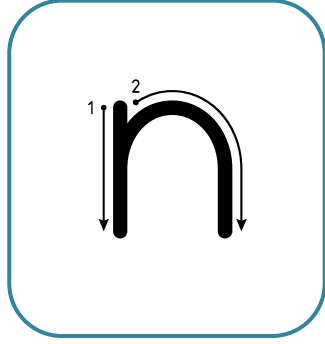


" N " harfini yazılış yönüne dikkat ederek yazalım.





" n " harfini yazılış yönüne dikkat ederek yazalım.



n n n n n n n n n n n n n n n n

n n n n n n n n n n n n n n n n

n n n n n n n n n n n n n n n n

n n n n n n n n n n n n n n n n

n n n

n n

n

Nn Nn Nn Nn Nn Nn Nn Nn Nn

Nn Nn Nn Nn Nn

Nn Nn Nn Nn

Nn Nn Nn

Nn Nn

► Okuyalım, yazalım.

e n
en

en en en
en en

a n
an

an an an
an an

i n
in

in in in
in in

n e
ne

ne ne ne ne
ne ne ne

an ne
anne

anne anne anne
anne anne



Anne, lale al.

n a
na

na na na na

na na na

na l
nal

nal nal nal

nal nal



Lale,



al.

na ne
nane

nane nane nane

nane nane



Ali,



ek.

n i
ni

ni ni ni ni

ni ni ni

ni ne

nine nine nine



nine

nine nine

 Nine, lale al.

Blank handwriting practice line with a dashed midline.

Ke nan

Kenan Kenan



Kenan

Kenan

 Kenan, kek al.

Blank handwriting practice line with a dashed midline.

Na lan

Nalan Nalan



Nalan

Nalan

 Nalan, Eline lale al.

Blank handwriting practice line with a dashed midline.

► Oluşturulan kelimeleri okuyalım, yazalım.

e n

en en en

a n

an an an

i n

in in in

n e

ne ne ne

n a

na na na na

n i

ni n ini ni

ka n

kan kan kan

a kan

akan akan

ke n

ken ken ken

e ken

eken eken

ki n

kin kin kin

E kin

Ekin ekin

la kin

lakin lakin

na l nal nal nal

i nal İnal İnal

ka nal kanal kanal

na n Nan nan nan

i nan İnan İnan

Ke nan Kenan Kenan

ne k nek nek

i nek İnek inek

an ne na ne ke ne ak ne

an la in le en li ne li

e ni kan ka Na lan Na il

an ne ni

Handwriting practice box for the word 'anne' with arrows pointing to the letters 'n', 'e', and 'n'.

na ne li

Handwriting practice box for the word 'naneli' with arrows pointing to the letters 'n', 'e', and 'l'.

ke ne li

Handwriting practice box for the word 'keneli' with arrows pointing to the letters 'n', 'e', and 'l'.

an ne lik

Handwriting practice box for the word 'anne' with arrows pointing to the letters 'n', 'e', and 'n'.

e ni ne

Handwriting practice box for the word 'nene' with arrows pointing to the letters 'n', 'i', and 'n'.

e li ne

Handwriting practice box for the word 'elene' with arrows pointing to the letters 'l', 'i', and 'n'.

e ki ne

Handwriting practice box for the word 'ekine' with arrows pointing to the letters 'k', 'i', and 'n'.

a i len

Handwriting practice box for the word 'ailen' with arrows pointing to the letters 'i', 'l', and 'n'.

Na i le

Handwriting practice box for the word 'Nailen' with arrows pointing to the letters 'i', 'l', and 'n'.



➤ Aşağıdaki cümleleri 5 (beş) kez okuyup, yazalım.

❖ İnal, nal al.

Handwriting practice line for the sentence "İnal, nal al." consisting of a solid top line, a dashed middle line, and a solid bottom line.

❖ Eline iki nal al.

Handwriting practice line for the sentence "Eline iki nal al." consisting of a solid top line, a dashed middle line, and a solid bottom line.

❖ Annene iki nane al.

Handwriting practice line for the sentence "Annene iki nane al." consisting of a solid top line, a dashed middle line, and a solid bottom line.

❖ Annenin elini elle.

Handwriting practice line for the sentence "Annenin elini elle." consisting of a solid top line, a dashed middle line, and a solid bottom line.

❖ Ela aileni anla.

Handwriting practice line for the sentence "Ela aileni anla." consisting of a solid top line, a dashed middle line, and a solid bottom line.

❖ Alana ekin ek.

Handwriting practice line for the sentence "Alana ekin ek." consisting of a solid top line, a dashed middle line, and a solid bottom line.

❖ Ekin anneni anla.

Handwriting practice line for the sentence "Ekin anneni anla." consisting of a solid top line, a dashed middle line, and a solid bottom line.

❖ Ninene iki inek al.

Handwriting practice line for the sentence "Ninene iki inek al." consisting of a solid top line, a dashed middle line, and a solid bottom line.

➤ Aşağıdaki metni 5 (beş) kez okuyup, yazalım.

Nane

Nil, nane ek.

Ek Nil ek.

Anne nane ekle.

Nil, iki nane al.

Nil, anneni anla.



Handwriting practice line with a dashed middle line.

Handwriting practice line with a dashed middle line.

Handwriting practice line with a dashed middle line.

Handwriting practice line with a dashed middle line.

Handwriting practice line with a dashed middle line.




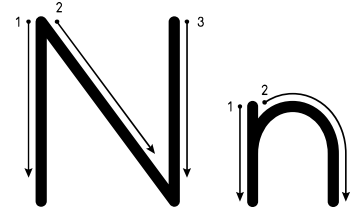
Handwriting practice line with a dashed middle line.

Adı Soyadı :

Numarası :



Adında " N - n " sesi olan
resimleri boyadıktan sonra
kesip film şeridine
yapıştıralım.



✓ Aşağıdaki tabloya örnekteki gibi heceler oluşturalım.

	l	k	n
	↓	↓	↓
e →	el		
a →			
i →			

	e	a	i
	↓	↓	↓
l →	le		
k →			
n →			



✓ İçinde " N " sesi bulunan sözcükleri örnekteki gibi bulup boyayalım.

~~KENE~~

AİLE

NANELİ

KENAN

NAL

ELEK

N	K	E	N	A	N
A	İ	A	E	E	K
N	E	N	L	A	E
E	N	A	E	İ	N
L	İ	L	K	E	E
İ	A	İ	L	E	L

➤ Aşağıdaki metni 5 (beş) kez okuyalım.



Kenan

Kenan al.

Kenan, nane al.

Kenan, iki nane al.

Kenan, Nil'e iki nane al.

Kenan, Nil'e kekik ile iki nane al.

Kenan, Nil'e iki kekik ile iki nane al.

Kenan, Nil'e kekik ile iki nane al.

Kenan, Nil'e iki nane al.

Kenan, iki nane al.

Kenan, nane al.

Kenan, al.

Kenan





Aşağıdaki resimli dikte etkinliğini yapalım.



Blank space for writing the word corresponding to the horseshoe.

Blank space for writing the word corresponding to the mint leaves.

Blank space for writing the word corresponding to the tulips.

Blank space for writing the word corresponding to the beetle.



Blank space for writing the word corresponding to the cake slice.

Blank space for writing the word corresponding to the woman.

Blank space for writing the word corresponding to the glove.

Blank space for writing the word corresponding to the sieve.



Blank space for writing the word corresponding to the blood splatter.

Blank space for writing the word corresponding to the castle.

Blank space for writing the word corresponding to the branch.

Blank space for writing the word corresponding to the boy.




Blank space for writing the word corresponding to the woman holding a baby.

Blank space for writing the word corresponding to the cow.

Blank space for writing the word corresponding to the number 2.

Blank space for writing the word corresponding to the quail.



Blank space for writing the word corresponding to the family.

Blank space for writing the word corresponding to the goalpost.

Blank space for writing the word corresponding to the speed limit sign.

Blank space for writing the word corresponding to the wheat.



➤ Aşağıdaki resimli dikte etkinliğini yapalım.



nal



nane



lale



kene



kek



nine



el



elek



leke



kale



kekik



kel



anne



inek



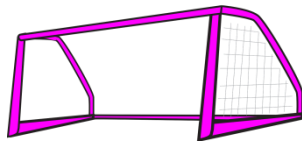
iki



keklük



aile



kale



elli



ekin

Sayfalarımızı bütün **öğretmen** ve **velileriniz** takip edebilir.
Sitemize **ücretsiz** olup, **her hafta** düzenli olarak döküman yüklenmektedir.
Bütün testlerimiz online test şeklindedir.

Her ay **Türkiye geneli ödüllü online deneme sınavı** yapılmaktadır.

İnternet sitemiz

<https://ilkokulsoru.com/>

Facebook

<https://www.facebook.com/groups/ilkokulsorucom/>

Instagram

<https://www.instagram.com/p/CHOSYc8Ddbg/?igshid=aepfymlq9rx7>

Telegram

<https://t.me/ilkokulsorucom1>