


Hikaye Oluşturalım-1




• Aşağıdaki görselleri kullanarak bir hikaye oluşturalım.



A large area with horizontal lines for writing a story, starting with a dashed line below the icons.

Hikaye Oluřturalım-2

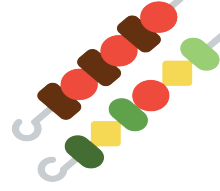



• Ařağıdaki grselleri kullanarak bir hikaye oluřturalım.



A series of horizontal lines for writing a story, starting with a dashed line below the illustrations and followed by solid lines.

Hikaye Oluşturalım-3



• Aşağıdaki görselleri kullanarak bir hikaye oluşturalım.



A series of horizontal lines for writing a story, starting with a dashed line below the illustrations and followed by solid lines.

Hikaye Oluşturalım-4


• Aşağıdaki görselleri kullanarak bir hikaye oluşturalım.



A series of horizontal lines for writing a story, starting with a dashed line below the illustrations.

Hikaye Oluřturalım-5




• Ařağıdaki gorselleri kullanarak bir hikaye oluřturalım.



A series of horizontal lines for writing a story, starting with a dashed line below the icons and followed by solid lines.

Hikaye Oluřturalım-6

• Ařađıdaki g6rselleri kullanarak bir hikaye oluřturalım.



A series of horizontal lines for writing a story, starting with a dashed line below the illustrations.

Hikaye Oluşturalım-7


• Aşağıdaki görselleri kullanarak bir hikaye oluşturalım.



A large area with horizontal lines for writing a story, starting below a dashed line.

Hikaye Oluşturalım-8


• Aşağıdaki görselleri kullanarak bir hikaye oluşturalım.



A series of horizontal lines for writing a story, starting with a dashed line and followed by solid lines.

Hikaye Oluřturalım-9

• Ařağıdaki grselleri kullanarak bir hikaye oluřturalım.



A series of horizontal lines for writing, starting with a dashed line below the illustrations and followed by solid lines.

Hikaye Oluřturalım-10

• Ařađıdaki gorselleri kullanarak bir hikaye oluřturalım.



A series of horizontal lines for writing, starting with a dashed line below the illustrations and followed by solid lines.