

'Ö' sesi bulunan varlıkların altındaki kutuyu işaretleyelim.


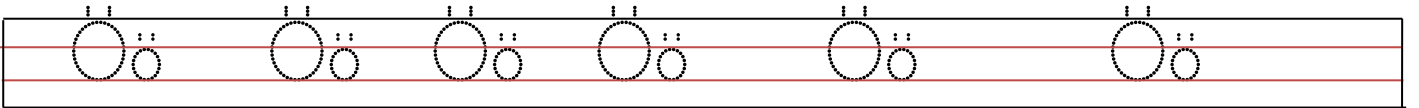


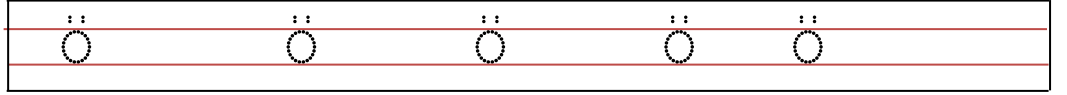

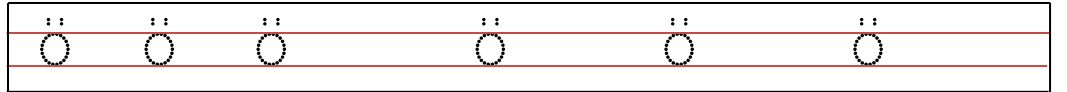
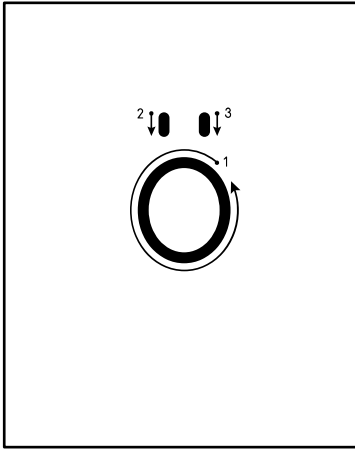

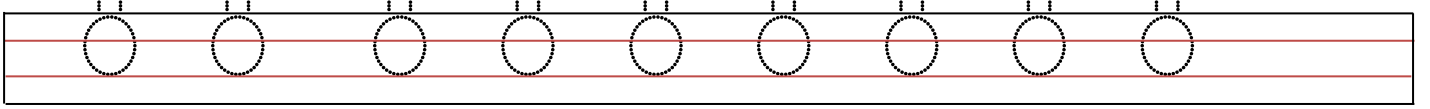

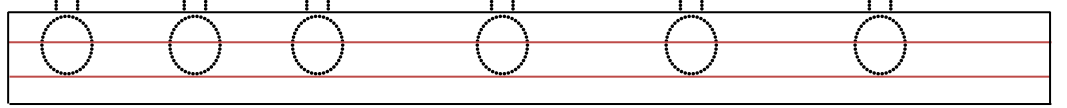

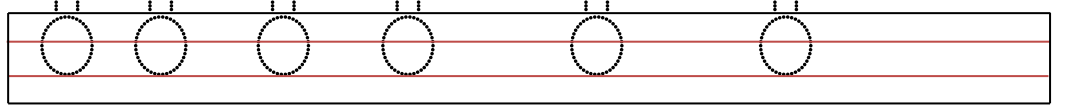



### Başında - Ortasında - Sonunda

Görsellerin adında 'ö' sesi başta ise baştaki kutuyu , içinde ise ortadaki kutuyu , sonda ise sondaki kutuyu işaretleyelim. Eğer daha fazla 'ö' sesi varsa birden fazla kutuyu işaretleyelim.



Ö ve ö harfini ok yönünde yazalım. Aşağıdaki satırları dolduralım.



10-11-12-13-14-15-16-17-18-19-20

10-

Okuyalım , yazalım.

ö l → öl öl

ö k → ök ök

ö n → ön ön

ö m → öm öm

ö t → öt öt

ö y → öy öy

l ö → lö lö

k ö → kö kö

n ö → nö nö

m ö → mö mö

t ö → tö tö

y ö → yö yö

10-11-12-13-14-15-16-17-18-19- 20

Okuyalım , yazalım.

öy kü

Handwriting practice box for the word 'öy kü'.

kö le

Handwriting practice box for the word 'kö le'.

kö k

Handwriting practice box for the word 'kö k'.

kö y

Handwriting practice box for the word 'kö y'.

köy lü

Handwriting practice box for the word 'köy lü'.

öy le

Handwriting practice box for the word 'öy le'.

kö tü

Handwriting practice box for the word 'kö tü'.

öt tü

Handwriting practice box for the word 'öt tü'.

Blank handwriting practice box.

Blank handwriting practice box.

Blank handwriting practice box.

Blank handwriting practice box.

ö nem li

Handwriting practice box for the word 'ö nem li'.

ö te ki

Handwriting practice box for the word 'ö te ki'.

öy kü

Handwriting practice box for the word 'öy kü'.

ö nal

Handwriting practice box for the word 'ö nal'.

Önal öykü oku.

Önal köyü anlat.

Öykü keklük öttü.

Okuyalım , yazalım.

Önal ile Öykü köyü yönetti.

Yaman önlük al.

Öykü köyü yönetti.

Önay öyküyü anla.

Önal öteki köye yönel.

Nanenin kökünü tut.

Melek önünü ilikle.

Metni üç kere okuyup yazalım. . Her okumada bir yıldız boyayalım.

ÖNAY

Önay tak.

Önay önlük tak.




Önay yemekte önlük tak.

Önay yemekte lekeli önlük tak.

Önay yemekte önlük tak.

Önay önlük tak.

Önay tak.



---

---

---

---

---

---

---

---

---

---

---

---

---

---

---

---

---

---

---

---

---

---

---

---

Metni üç kere okuyup yazalım. Her okumada bir yıldız boyayalım.

## KÖY




Önal o köy önemli.

O köy annemin köyü.

Annem o köyü yönetti.

Önal o köye yönel.

Annem ile köye yönel.



---

---

---

---

---

---

---

---

---

---

---

---

---

---

---

---

---

---


---

---

---

Metni üç kere okuyup yazalım. . Her okumada bir yıldız boyayalım.

## Öykü





Önay öykü oku.

Önay öyküyü iyi oku.

Önay öyküyü anlat.

Önay okumak önemli.

Öyküyü anlat.














'R' sesi bulunan varlıkların altındaki kutuyu işaretleyelim.



### Başında - Ortasında - Sonunda


Görsellerin adında 'r' sesi başta ise baştaki kutuyu , içinde ise ortadaki kutuyu , sonda ise sondaki kutuyu işaretleyelim. Eğer daha fazla 'r' sesi varsa birden fazla kutuyu işaretleyelim.



1



R ve r harfini ok yönünde yazalım. Aşağıdaki satırları dolduralım.



R R R R R R

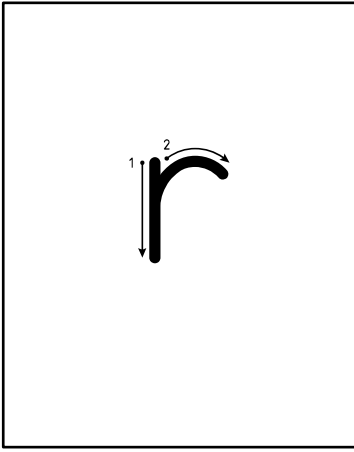
R

R R R R R R

R

R R R R R R R R R R

R



r r r r r r

r

r r r r r

r

r r

Rr Rr Rr Rr Rr Rr

Rr

10-11-12-13-14-15-16-17-18-19-20

10-

Okuyalım , yazalım.

e r → er er

a r → ar ar

i r → ir ir

o r → or or

u r → ur ur

ü r → ür ür

r e → re re

r a → ra ra

r i → ri ri

r o → ro ro

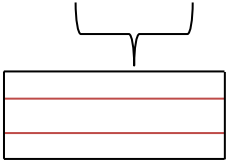
r u → ru ru

r ü → rü rü

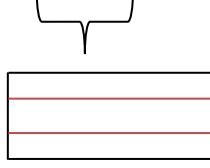
10-11-12-13-14-15-16-17-18-19- 20

Okuyalım , yazalım.

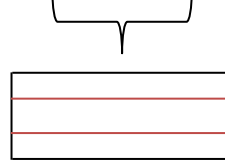
a ra



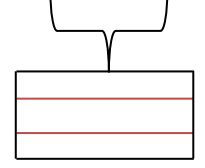
na r




i ri




ka re




ör tü




or man




ar mut




rü ya




li ra




e rik




er ken




yu mur ta




ka me ra




ra na




ö mer




rü ya




o nur




mu rat




ya ren




em re




tu ran




ta ner




er tan




ilk nur




Tür k



A ta türk



Tür ki ye



Okuyalım , yazalım.

Erkan iri nar al.

Rana yumurta ye.

İlknur marketten makarna al.

Nuray kirli erik yeme.

Eren traktörü tamir et.



En iyi komutan Atatürk.

Atatürk Türkiye'yi yönetti.

Metni üç kere okuyup yazalım. Her okumada bir yıldız boyayalım.

EREN

Tamir et.




Eren tamir et.

Eren treni tamir et.

Eren trenin motorunu tamir et.

Eren treni tamir et.

Eren tamir et.



Tamir et.

Blank handwriting practice line with a red midline.

Blank handwriting practice line with a red midline.

Blank handwriting practice line with a red midline.

Blank handwriting practice line with a red midline.

Blank handwriting practice line with a red midline.

Blank handwriting practice line with a red midline.

Blank handwriting practice line with a red midline.

Blank handwriting practice line with a red midline.

Metni üç kere okuyup yazalım. Her okumada bir kalbi boyayalım.

# ATATÜRK



Emre o Atatürk,  
Atatürk'ü oku, anla.  
Atatürk'ü iyi oku.  
O , ülkeyi kurtaran  
Atatürk'ü unutma.  
En önemli komutan.



---

---

---

---

---

---

---

---

---

---

---

---

---

---

---

---

---


---

---

---

---

'ı' sesi bulunan varlıkların altındaki kutuyu işaretleyelim.



### Başında - Ortasında - Sonunda







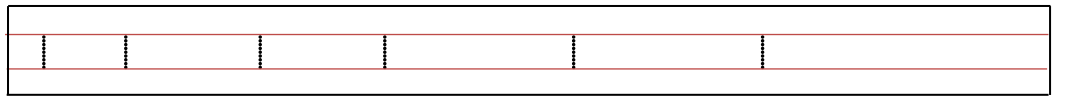
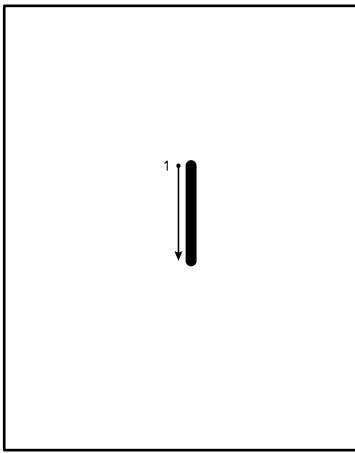

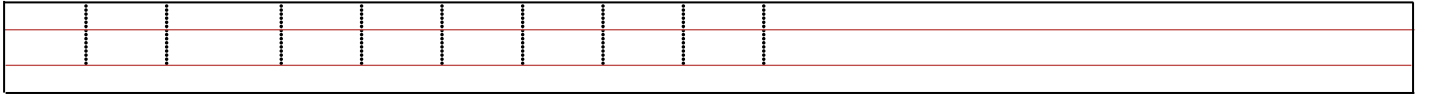





Görsellerin adında 'ı' sesi başta ise baştaki kutuyu , içinde ise ortadaki kutuyu , sonda ise sondaki kutuyu işaretleyelim. Eğer daha fazla 'ı' sesi varsa birden fazla kutuyu işaretleyelim.



6



l ve l harfini ok yönünde yazalım. Aşağıdaki satırları dolduralım.



10-11-12-13-14-15-16-17-18-19-20

10-

Okuyalım , yazalım.

ı l → il il

ı k → ik ik

ı n → in in

ı m → im im

ı t → it it

ı y → iy iy

ı r → ir ir

l ı → lı lı

k ı → kılı kılı

n ı → nını nını

m ı → mı mı

t ı → tı tı

y ı → yı yı

Okuyalım , yazalım.

a nı

a yı

a rı

kı ta

at kı

ta nı

ar tı

ka tı

al tı

a kıl

ı lık

a tık

al tın

ya rın

yı lan

a nıl

ı tır

ır mak

ta rık

a kın

ya lın

tat lı

tır tıl

kı rık

al tın

kı rık

a nıt

Okuyalım , yazalım.

İtir atkı tak.

Anıl mantı ye.

Yalın kıtır ekme al.

Tarık otları tirmikle.

Akın elini yıka.



İrmak altı kilo kıyma al.

İrmak atına yem attı.

Metni üç kere okuyup yazalım. . Her okumada bir yıldız boyayalım.

ANIL

Anıl ayıkla.




Anıl otları ayıkla.

Anıl kalın otları ayıkla.

Anıl kalın olan otları ayıkla.

Anıl kalın otları ayıkla.

Anıl otları ayıkla.



Anıl ayıkla.

---

---

---

---

---

---

---

---

---

---

---

---

---

---

---

---

---

---

---

---

---

---

---

---

Metni üç kere okuyup yazalım. Her okumada bir kalbi boyayalım.

## TATLI

İtir tatlı al.

Katlı tatlı al.

Yarım kilo tatlı al.



Tatlı, katlı katlı.

Altı katlı olanı al.

İtir tatlıyı tatti.



---

---

---

---

---

---

---

---

---

---

---

---

---

---

---

---

---



---

---

---

---

'D' sesi bulunan varlıkların altındaki kutuyu işaretleyelim.




### Başında - Ortasında - Sonunda

Görsellerin adında 'd' sesi başta ise baştaki kutuyu , içinde ise ortadaki kutuyu , sonda ise sondaki kutuyu işaretleyelim. Eğer daha fazla 'd' sesi varsa birden fazla kutuyu işaretleyelim.



7

D ve d harfini ok yönünde yazalım. Aşağıdaki satırları dolduralım.



D D D D D D

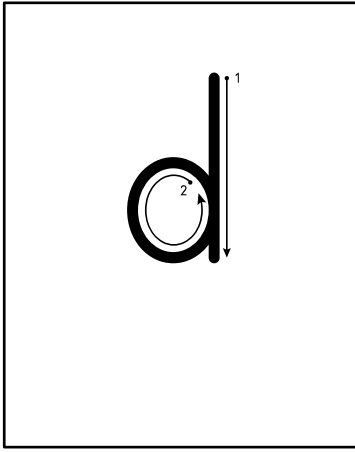
D

D D D D D D

D

D D D D D D D D D

D



d d d d d d

d

d d d d d

d

d d

Dd Dd Dd Dd Dd Dd

Dd

10-11-12-13-14-15-16-17-18-19-20

10-



Okuyalım , yazalım.

a d → ad ad

e d → ed ed

i d → id id

o d → od od

ö d → öd öd

ü d → üd üd

d a → da da

d e → de de

d ı → dı dı

d o → do do

d ö → dö dö

d u → du du

d ü → dü dü

Okuyalım , yazalım.

de mir

a da

ar da

du ru

e da

de mir

dam la

di lek

ay dın

en der

der ya

di dem

i dil

ke di

de de

di l

do lu

da l

ye di

dö ner

dü dük

du man

dik kat

de met

dört

di lim

don dur ma

Okuyalım , yazalım.

Damla elini yıkadı.

Duru doktoru dinledi.

Dilayda dört dilim kek yedi.

Ada düdük öttürdü.

Demir dört demet lale aldı.


Didem radyo dinledi.

Dilara dondurma yedi.


Metni üç kere okuyup yazalım. Her okumada bir yıldız boyayalım.

DİNLE

Dilara dinle.




Dilara nineni dinle.



Dilara nineni dikkatli dinle.

Dilara nineni daima dikkatli dinle.



Dilara nineni dikkatli dinle.

Dilara nineni dinle.

Dilara dinle.

---

---

---

---

---

---

---

---

---

---

---

---

---

---

---

---

---

---

---

---

---

---

---

---

'S' sesi bulunan varlıkların altındaki kutuyu işaretleyelim.




### Başında - Ortasında - Sonunda

Görsellerin adında 's' sesi başta ise baştaki kutuyu , içinde ise ortadaki kutuyu , sonda ise sondaki kutuyu işaretleyelim. Eğer daha fazla 's' sesi varsa birden fazla kutuyu işaretleyelim.



S ve s harfini ok yönünde yazalım. Aşağıdaki satırları dolduralım.



S S S S S S


S

S S S S S S

S

S S S S S S S S S S

S



s s s s s s

s

s s s s s

s

s s

Ss Ss Ss Ss Ss Ss

Ss

10-11-12-13-14-15-16-17-18-19-20

10-

Okuyalım , yazalım.

a s → as as

e s → es es

i s → is is

o s → os os

u s → us us

s a → sa sa

s e → se se

s ı → sı sı

s ö → sö sö

s u → su su

s ü → sü sü

Okuyalım , yazalım.

as kı

es ki

as ma

sa at

sı ra

sa lı

so ru

is lak

sa yı

is tek

si nek

so sis

ses li

re sim

se rin

se da

su na

es ra

as ya

sı la

su at

as lı

si nan

so ner

se lim

se len

se lin



Okuyalım , yazalım.

Aslı saat tak.

Suna ile Esra seksek oynadı.

Esin montunu askıya as.

Sema soru sordu.

Sinem sarı dosya istedi.



Osman okulunu süsledi.

Suna sayıları say.

Metni üç kere okuyup yazalım. . Her okumada bir yıldız boyayalım.

SEDA


Seda sat.



Seda simit sat.

Seda susamlı simit sat.

Seda sarı susamlı simit sat.



Seda susamlı simit sat.

Seda simit sat.

Seda sat.

Handwriting practice line with three horizontal lines (top, middle, bottom).

Handwriting practice line with three horizontal lines (top, middle, bottom).

Handwriting practice line with three horizontal lines (top, middle, bottom).

Handwriting practice line with three horizontal lines (top, middle, bottom).

Handwriting practice line with three horizontal lines (top, middle, bottom).

Handwriting practice line with three horizontal lines (top, middle, bottom).

Handwriting practice line with three horizontal lines (top, middle, bottom).

Handwriting practice line with three horizontal lines (top, middle, bottom).

Metni üç kere okuyup yazalım. Her okumada bir kalbi boyayalım.



## SUNA

Suna sek sek oynar.



Seke seke oynar.

Sayıları saya saya oynar.



Sayıların sırasını atlamadan,

Oyunu kuralını anlamadan

Sora sora oynar.

---

---

---

---

---

---

---

---

---

---

---

---

---

---

---

---

---

---

---

---


---

'B' sesi bulunan varlıkların altındaki kutuyu işaretleyelim.




### Başında - Ortasında - Sonunda

Görsellerin adında 'b' sesi başta ise baştaki kutuyu , içinde ise ortadaki kutuyu , sonda ise sondaki kutuyu işaretleyelim. Eğer daha fazla 'b' sesi varsa birden fazla kutuyu işaretleyelim.



'B' sesi bulunan varlıkların altındaki kutuyu işaretleyelim.

B ve b harfini ok yönünde yazalım. Aşağıdaki satırları dolduralım.



B B B B B B


B

B B B B B B

B

B B B B B B B B B

B



b b b b b b

b

b b b b b

b

b b

Bb Bb Bb Bb Bb Bb

Bb

10-11-12-13-14-15-16-17-18-19-20

10-

Okuyalım , yazalım.

a b → ab ab

e b → eb eb

i b → ib ib

o b → ob ob

u b → ub ub

b a → ba ba

b e → be be

b ı → bı bı

b ö → bö bö

b u → bu bu

b ü → bü bü

Okuyalım , yazalım.

ba ba

ab la

be n

ba l

bo ru

be re

bo ya

ba lık

ba le

be bek

bi lim

bay rak

leb le bi

ba li na

ba tu

ba nu

eb ru

ber na

be tül

bu rak

bu ket

bo ra

bü lent

bes te

bay ram

bi lal

bö rek



Okuyalım , yazalım.

Bitlal bisiklete bin.

Banu balon ile bayrak as.

Babam balık tuttu.

Bekir börekleri dolaba koydu.

Beste ayakkabısını boyadı.

Bora sabunla elini yıkadı.

Buse keklik öttü.

Metni üç kere okuyup yazalım. . Her okumada bir yıldız boyayalım.

## BALIK

Buket al.

Buket balık al.




Buket büyük balık al.

Buket benekli büyük balık al.

Buket büyük balık al.

Buket balık al.

Buket al.



---

---

---

---

---

---

---

---

---

---

---

---

---

---

---

---

---

---

---

---

---


---

---

---

Metni üç kere okuyup yazalım. . Her okumada bir kalbi boyayalım.

## BAYRAM



Buse bayram oldu.

Balon ile bayrak al.

Balonları okula as.



Bayrakları balkona as.

Atatürk'ü unutmayalım.

Bayramları kutlayalım.

---

---

---

---

---

---

---

---

---

---

---

---

---

---

---

---

---

---

---

---

---