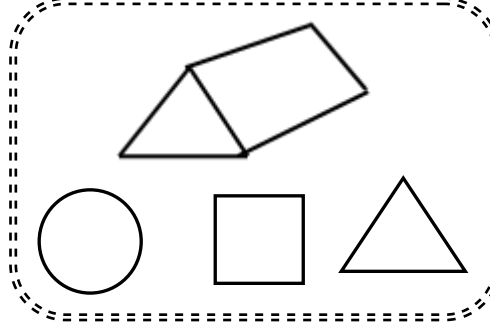

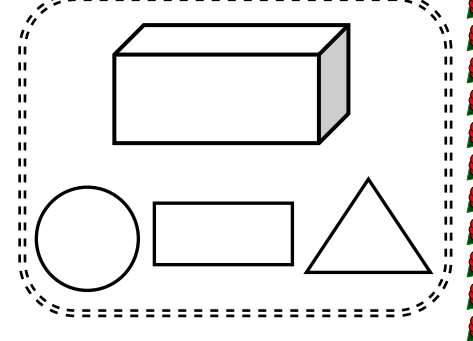
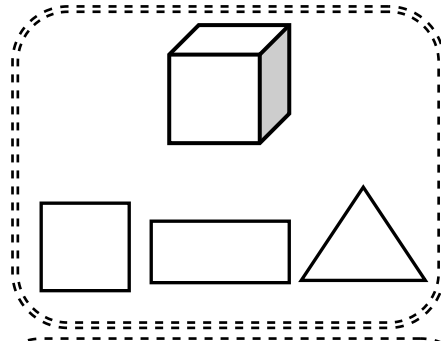
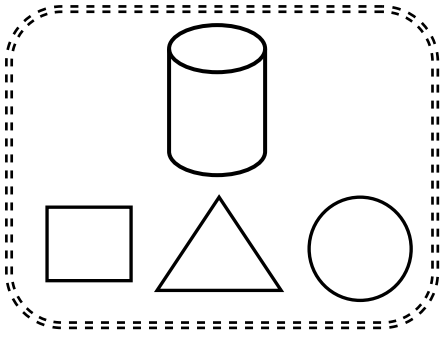
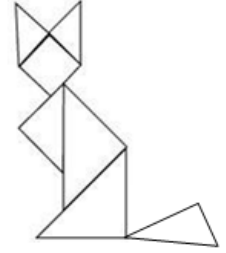
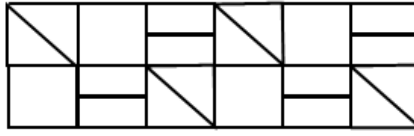
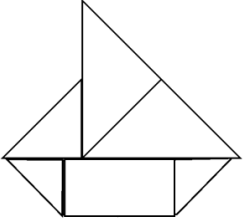


GEOMETRİK ŞEKİLLERİ TANIYALIM

1. Etkinlik: Aşağıda verilen cisimlerin görünen yüzünü çizersek hangi şekli çizmiş oluruz? Doğru cevabı boyayalım.



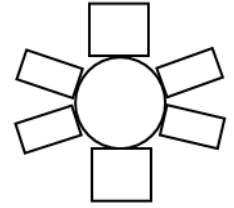
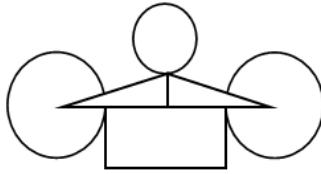
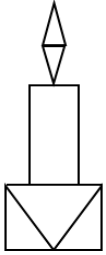
2. Etkinlik: Aşağıda verilen şekil ve süslemelerde hangi geometrik şekillerin kullanıldığını altlarına yazınız. Sonra boyayınız.



.....
.....

.....
.....

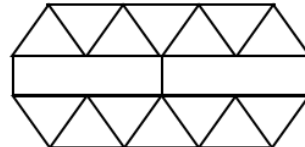
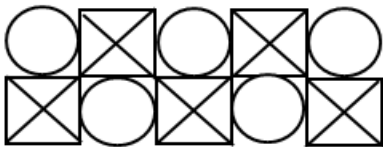
.....
.....



.....
.....

.....
.....

.....
.....



.....
.....

.....
.....