
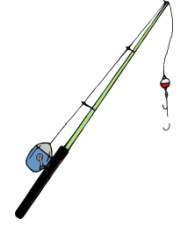


odun


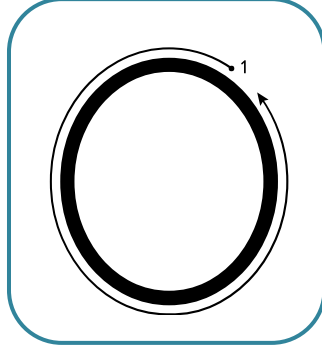
✓ Adında "o" sesi olan varlıkları işaretleyelim.



✓ "o" sesinin aşağıdaki varlıkların adının başında mı, ortasında mı, sonunda mı olduğunu bulalım. Boyayalım.





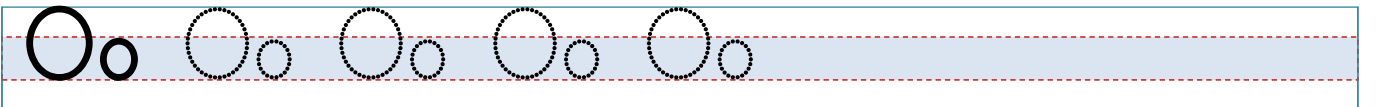






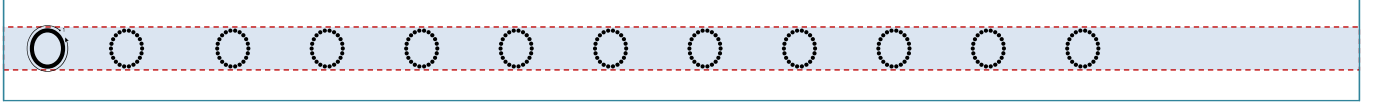
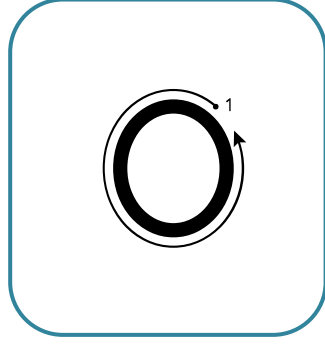


“O” harfini yazılış yönüne dikkat ederek yazalım.


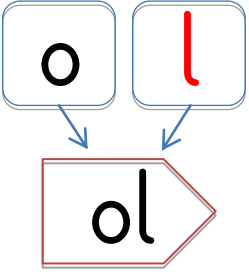


Handwriting practice lines for the letter 'O'. Each line contains a solid 'O' followed by a dashed 'O' for tracing. The number of 'O's per line decreases from 10 to 1.


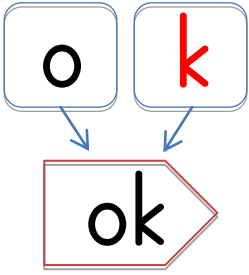
"o" harfini yazılış yönüne dikkat ederek yazalım.




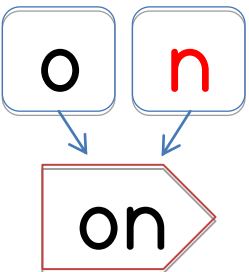

► Okuyalım, yazalım.




Nalan ile el ele ol.



Lale o ok.



Kaan on kek al.



l o  
lo

lo lo lo lo lo  
lo lo

a lo  
alo

alo alo alo alo  
alo alo alo

n o  
no

no no no no  
no no no

ka no  
kano

kano kano kano  
kano



k o  
ko

ko ko ko ko  
ko ko ko

ko l  
kol

kol kol kol kol  
kol kol kol

ko la  
kola

kola kola kola

kola kola

ko n  
kon

kon kon kon

kon kon



Lale'nin eline kon.

ko k  
kok


kok kok kok

kok kok

kok la  
kokla

kokla kokla

kokla



Anne nane kokla.

ko li  
koli

kok kok kok  
kok kok



Nail, iki koli nane al.

Handwriting practice line with a dashed midline and a solid top and bottom line.

O kan  
Okan

Okan Okan  
Okan



Okan, iki lale kokla.

Handwriting practice line with a dashed midline and a solid top and bottom line.

ki lo  
kilo

kilo kilo  
kilo



Okan, iki kilo kekik al.

Handwriting practice line with a dashed midline and a solid top and bottom line.



► Oluşturulan kelimeleri okuyalım, yazalım.

o l

ol ol ol

o k

ok ok ok

o n

on on on

l o

lo lo lo

a lo

alo alo

ki lo

kilo kilo

k o

ko ko ko

ko n

kon kon kon

ko ni

koni koni koni

ko l

kol kol kol

ko la

kola kola kola

ko li

koli koli koli

o na

ona ona ona

ko nak

ko nan

ko lon

kok la

kol la

lo kal

ko lo ni

ko li le

ka ka o

ko a la

ko nak la

o la nak



➤ Aşağıdaki cümleleri 5 ( beş ) kez okuyup, yazalım.

❖ Nalan, nane kokla.

Handwriting practice line for the sentence "Nalan, nane kokla." consisting of a solid top line, a dashed middle line, and a solid bottom line.

❖ Okan, ona kek al.

Handwriting practice line for the sentence "Okan, ona kek al." consisting of a solid top line, a dashed middle line, and a solid bottom line.

❖ Annene on kilo kekik al.

Handwriting practice line for the sentence "Annene on kilo kekik al." consisting of a solid top line, a dashed middle line, and a solid bottom line.

❖ Nil kekik kokla.

Handwriting practice line for the sentence "Nil kekik kokla." consisting of a solid top line, a dashed middle line, and a solid bottom line.

❖ Ela aileni anla.

Handwriting practice line for the sentence "Ela aileni anla." consisting of a solid top line, a dashed middle line, and a solid bottom line.

❖ Nalan ile el ele ol.

Handwriting practice line for the sentence "Nalan ile el ele ol." consisting of a solid top line, a dashed middle line, and a solid bottom line.

❖ Kalk Okan, on kek al.

Handwriting practice line for the sentence "Kalk Okan, on kek al." consisting of a solid top line, a dashed middle line, and a solid bottom line.

❖ Lale ile Nil kol kola.

Handwriting practice line for the sentence "Lale ile Nil kol kola." consisting of a solid top line, a dashed middle line, and a solid bottom line.

➤ Aşağıdaki metni 3 ( üç ) kez okuyup, yazalım.

Okan

Okan, koli al.

Okan, kekik al.

Okan, iki kilo kekik ek.

Nil, Okan lale al.

Okan, Ali ile konakla.



Handwriting practice line with a dashed middle line.

Handwriting practice line with a dashed middle line.

Handwriting practice line with a dashed middle line.

Handwriting practice line with a dashed middle line.

Handwriting practice line with a dashed middle line.





Handwriting practice line with a dashed middle line.

Adı Soyadı : .....

Numarası : .....



Adında " O - o " sesi olan  
resimleri boyadıktan sonra  
kesip film şeridine  
yapıştıralım.



✓ Aşağıdaki tabloya örnekteki gibi heceler oluşturalım.

	l	k	n
	↓	↓	↓
e →	el		
a →			
i →			
o →			

	e	a	i	o
	↓	↓	↓	↓
l →	le			
k →				
n →				

✓ İçinde ' O 'sesi bulunan sözcükleri örnekteki gibi bulup boyayalım.

~~KİLO~~

OKAN

KONAK

NALAN

NANE

ON

K	O	N	A	K	A
K	i	A	L	E	K
O	E	O	N	A	i
K	N	A	N	E	L
A	N	i	K	E	O
N	N	A	L	A	N

➤ Aşağıdaki metni 5 ( beş ) kez okuyalım.



Okan

Okan al.

Okan, kek al.

Okan, iki kek al.

Okan, on iki kek al.

Okan, kola ile on iki kek al.

Okan, on kola ile on iki kek al.

Okan, on koli kola ile on iki kek al.

Okan, on kola ile on iki kek al.

Okan, kola ile on iki kek al.


Okan, on iki kek al.

Okan, iki kek al.

Okan, kek al.

Okan al.

Okan



➤ Aşağıdaki resimli dikte etkinliğini yapalım.



\_\_\_\_\_



\_\_\_\_\_



\_\_\_\_\_



\_\_\_\_\_



\_\_\_\_\_



\_\_\_\_\_



\_\_\_\_\_



\_\_\_\_\_




\_\_\_\_\_



\_\_\_\_\_



\_\_\_\_\_



\_\_\_\_\_

➤ Harfleri karışık olarak verilen kelimeleri bulup yazalım.

o l k

\_\_\_\_\_

o i k l

\_\_\_\_\_

i o n k

\_\_\_\_\_

a o k l

\_\_\_\_\_

o o k l n

\_\_\_\_\_

k a n k o

\_\_\_\_\_

o k k l a

\_\_\_\_\_

a a l k o

\_\_\_\_\_



➤ Aşağıdaki resimli dikte etkinliğini yapalım.



koni



kola

10

on



konak



koli



kano




kilo



kol




koala



ok



kon



kokla

➤ Harfleri karışık olarak verilen kelimeleri bulup yazalım.

o l k

kol

o i k l

koli

i o n k

koni

a o k l

kola

o o k l n

kolon

k a n k o

konak

o k k l a

kokla

a a l k o

koala