


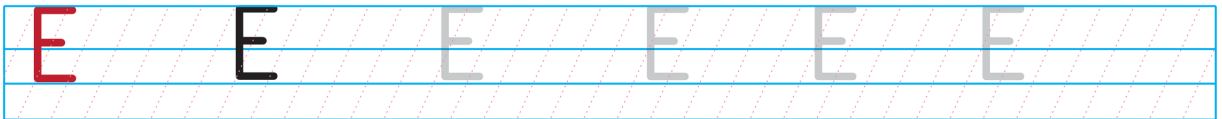

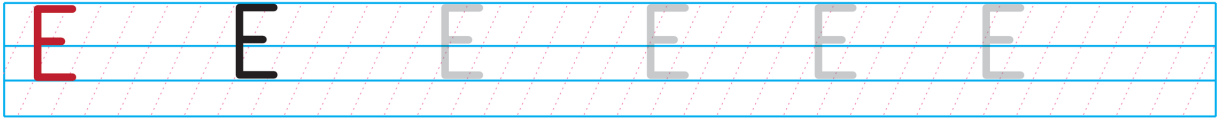

1. SINIF

E SESİNİ ÖĞRENİYORUM

E SESİNİ ÖĞRENİYORUM



1 -Harflerin üzerinden geçiniz. Boş satırlara örnekteki gibi 'e' harfi yazınız.




Konu ile ilgili videoyu izlemek için [BURAYA TIKLAYIN!](#)



ilkokulderslerim





2-Aşağıdaki satırlara 'e' harfini **altışar** defa yazınız.

E

e

E

e

E


e

E









e

Konu ile ilgili videoyu izlemek için [BURAYA TIKLAYIN!](#)





3-İsminde 'e' sesi bulunan varlıkların kutucuğunu işaretleyiniz.



Konu ile ilgili videoyu izlemek için [BURAYA TIKLAYIN!](#)


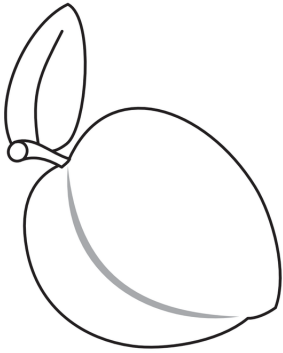



ilkokulderslerim





4-İsimlerinde 'e' sesi bulunan varlıkları boyayınız.



Konu ile ilgili videoyu izlemek için [BURAYA TIKLAYIN!](#)

