



kelebekek











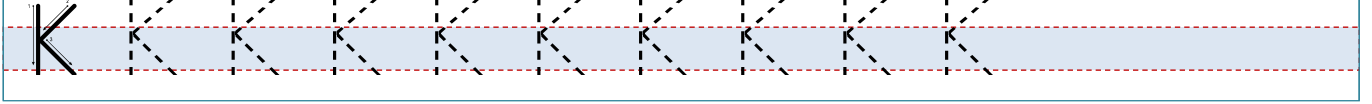
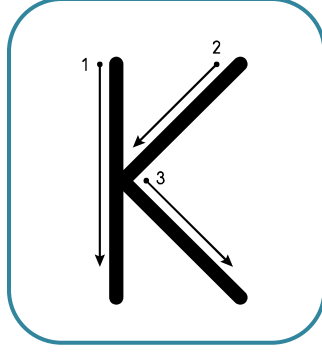
✓ Adında "k" sesi olan varlıkları işaretleyelim.














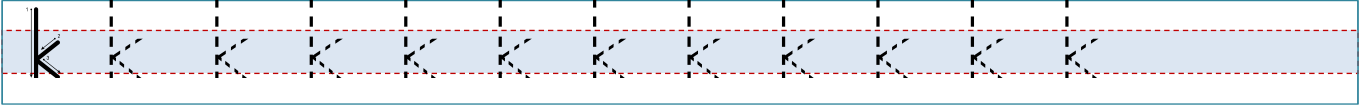

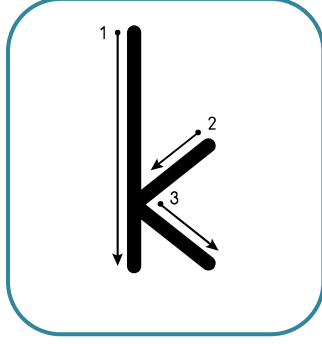

✓ "k" sesi aşağıdaki varlıkların adının başında mı, ortasında mı, sonunda mı?
Boyayalım.



"K" harfini yazılış yönüne dikkat ederek yazalım.



"k" harfini yazılış yönüne dikkat ederek yazalım.



► Oluşturulan kelimeleri okuyalım, yazalım.

a k ak ak ak

e k ek ek ek

k e ke ke ke

k a ka ka ka

ke k kek kek kek

ka l kal kal kal

ke l kel kel kel

la k lak lak lak

le k lek lek lek

le ke leke leke leke

ek le ekle ekle ekle

ele k elek elek elek

kal k kalk kalk kalk

ke lek

ka le

ak la

kel le

ek le


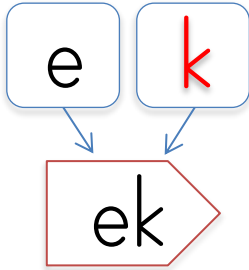

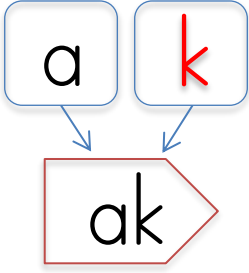
le ke

ka la


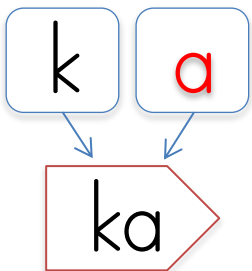

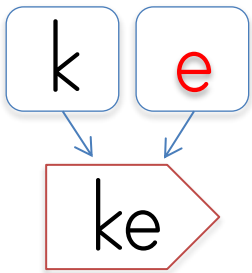

e lek le

le ke le

► Okuyalım, yazalım.



Ela lale ek.



ka l
kal

kal kal kal

kal kal kal

ke l
kel

kel kel kel

kel kel kel



la k
lak

lak lak lak

lak lak lak

kal k
kalk

kalk kalk kalk

kalk kalk

ka le
kale

kale kale kale

kale kale



Lale kale al.

ke k
kek

kek kek kek
kek kek



Ela, 1 kek al.

Blank handwriting practice line with a dashed midline.

e lek
elek

elek elek elek
elek



Lale, 2 elek ele.

Blank handwriting practice line with a dashed midline.

ek le
ekle

ekle ekle
ekle

Ela kek ekle.

Blank handwriting practice line with a dashed midline.

➤ Aşağıdaki cümleleri 5 (beş) kez okuyup, yazalım.

❖ Ela lale ek.

Handwriting practice line with a dashed midline.

❖ Lale, 3 kek al.

Handwriting practice line with a dashed midline.

❖ Ela elek ele.

Handwriting practice line with a dashed midline.

❖ Ek Ela, lale ek.

Handwriting practice line with a dashed midline.

❖ Lale eleklerle  ele.

Handwriting practice line with a dashed midline.

❖ Kalk Ela kalk.

Handwriting practice line with a dashed midline.

❖ Ela kale al.

Handwriting practice line with a dashed midline.

❖ Lale  ekle.

Handwriting practice line with a dashed midline.




Adı Soyadı :

Numarası :

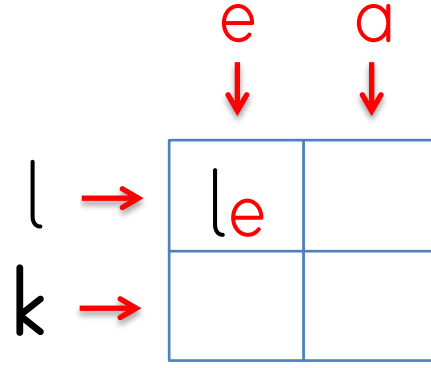
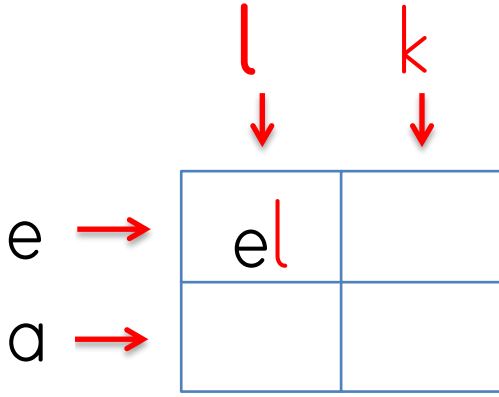


Adında " K - k " sesi olan
resimleri boyadıktan sonra
kesip film şeridine
yapıştıralım.

K k



✓ Aşağıdaki tabloya örnekteki gibi heceler oluşturalım.



✓ İçinde 'K' sesi bulunan sözcükleri örnekteki gibi bulup boyayalım.

~~KALE~~

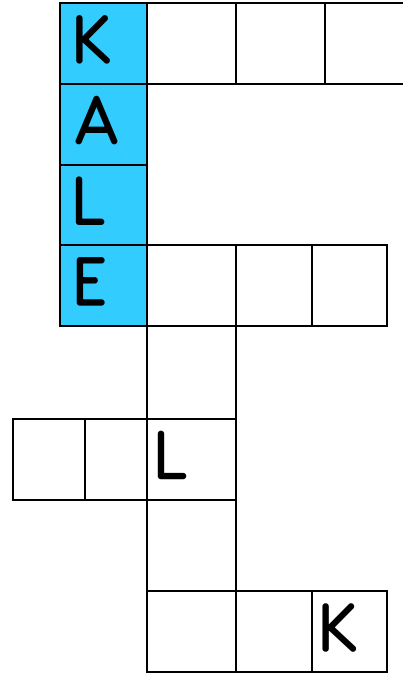
EKLE

KELEK

KALK

KEK

KAL



➤ Aşağıdaki metni 3 (üç) kez okuyup, yazalım.

Kek

Ela, kek al.

Lale 2 kek al.

Lale 3 kek ekle.

Ela lale ek, kek al.

Lale elek elle.



Handwriting practice line with a dashed middle line.

Handwriting practice line with a dashed middle line.

Handwriting practice line with a dashed middle line.

Handwriting practice line with a dashed middle line.

Handwriting practice line with a dashed middle line.

Handwriting practice line with a dashed middle line.

➤ Aşağıdaki metni 5 (beş) kez okuyalım.

Ele.

Ela ele.

Ela  ele.

Ela elekle  ele.

Ela keke elekle  ele.

Ela keke elekle 3  ele.

Ela keke elekle  ele.

Ela elekle  ele.

Ela  ele.

Ela ele.

Ele.



➤ Aşağıdaki resimli dikte etkinliğini yapalım.



Blank writing line for the tin.

Blank writing line for the cake.

Blank writing line for the boy.

Blank writing line for the house.

➤ Harfleri karışık olarak verilen kelimeleri bulup yazalım.

a l k

e e k l

a k l e

a k k l

Blank writing line for 'alk'.

Blank writing line for 'eekl'.

Blank writing line for 'akle'.

Blank writing line for 'akkl'.

k k e

e l k

a k a l

k e l k e

Blank writing line for 'kke'.

Blank writing line for 'elk'.

Blank writing line for 'akal'.

Blank writing line for 'kelke'.

➤ Harfleri karışık olarak verilen kelimeleri kurallı cümle yapalım.

Al.

Ela

kek

Blank writing line for the sentence.

lale

ekle.

Lale

Blank writing line for the sentence.


➤ Aşağıdaki resimli dikte etkinliğini yapalım.



elek



kek



kel



kale

➤ Harfleri karışık olarak verilen kelimeleri bulup yazalım.

a l k

kal

e e k l

elek

a k l e

kale

a k k l

kalk

k k e

kek

e l k

kel

a k a l

kala

k e l k e

kelek

➤ Harfleri karışık olarak verilen kelimeleri kurallı cümle yapalım.

Al.

Ela

kek

Ela kek al.

lale

Ekle.

Lale

Lale lale ekle.

Sayfalarımızı bütün **öğretmen** ve **velileriniz** takip edebilir.
Sitemize **ücretsiz** olup, **her hafta** düzenli olarak döküman yüklenmektedir.
Bütün testlerimiz online test şeklindedir.

Her ay **Türkiye geneli ödüllü online deneme sınavı** yapılmaktadır.

İnternet sitemiz

<https://ilkokulsoru.com/>

Facebook

<https://www.facebook.com/groups/ilkokulsorucom/>

Instagram

<https://www.instagram.com/p/CHOSYc8Ddbg/?igshid=aepfymlq9rx7>

Telegram

<https://t.me/ilkokulsorucom1>