


GEOMETRİK CİSİMLER VE ŞEKİLLER



Aşağıdaki cümlelerde bulunan noktalı yerleri resme göre tamamlayalım.

.....tane kare vardır.


.....tane dikdörtgen vardır.

.....tane çember vardır.


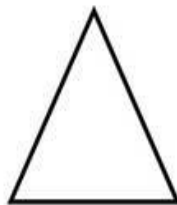



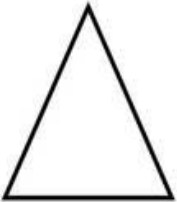
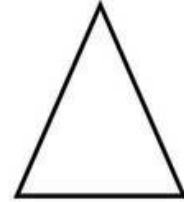
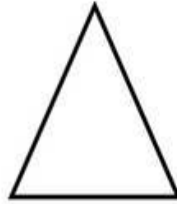


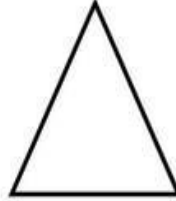


.....tane üçgen vardır.

Oya Hediye EMİR


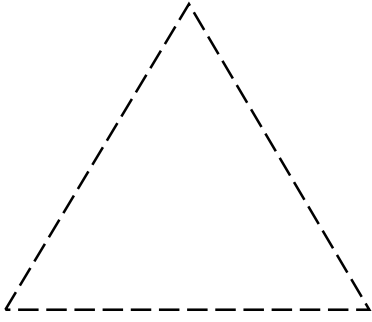
GEOMETRİK CİSİMLER VE ŞEKİLLER



Tabloda belirtilen renklere göre şekilleri boyayalım.



Aşağıdaki şekillerin çizgilerini birleştirelim. Tamamladığımız şekillerin köşelerini kırmızı kalemle belirtelim.



Aşağıdaki şekillerin;

3 köşesi ve 3 kenarı olanları **maviye**,

4 köşesi ve 4 eşit uzunlukta kenar sayısı olanları **kırmızıya**,

4 köşesi, 2 uzun kenarı ve 2 kısa kenarı olanları **yeşile** boyayınız.

