
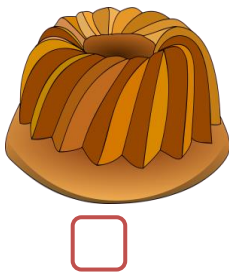








✓ Adında " M-m " sesi olan varlıkları işaretleyelim.





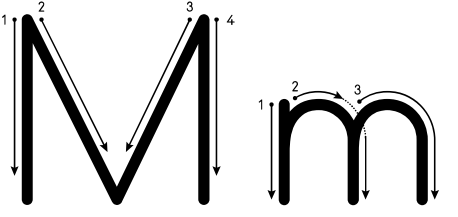


✓ " M " sesi aşağıdaki varlıkların adının başında mı, ortasında mı, sonunda mı? İşaretleyelim.




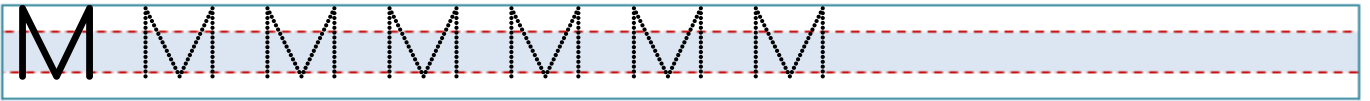
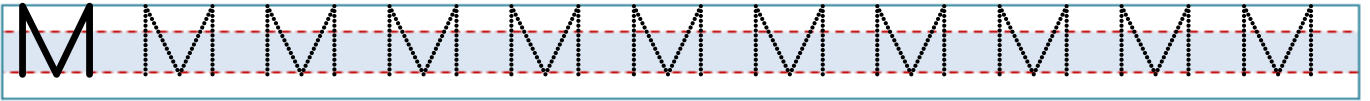
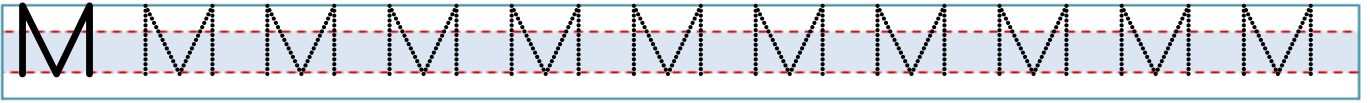

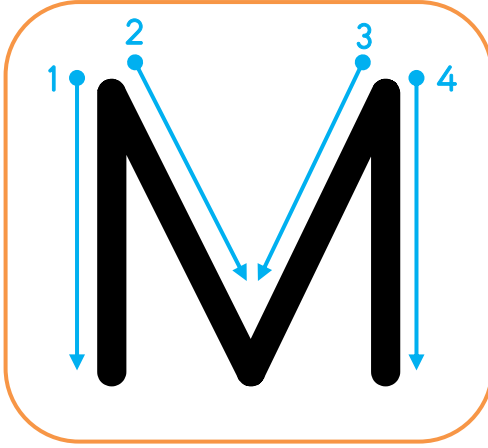


Adında " M - m " sesi olan
resimleri boyadıktan sonra
kesip film şeridine
yapıştıralım.





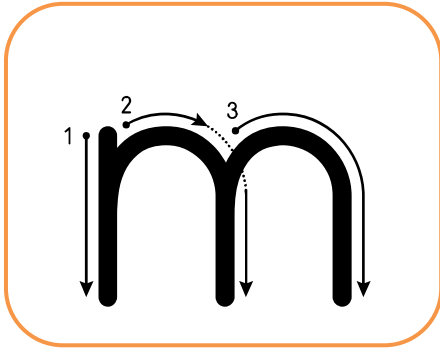


" M " harfini yazılış yönüne dikkat ederek yazalım.





” m ” harfini yazılış yönüne dikkat ederek yazalım.



m m m m m m m m m m m m m

m m m m m m m m m m m m m

m m m m m m m m m m

m m m m m m m

m m m m m

m m m

m

M m M m M m M m M m Mm

M m M m M m M m

M m M m M m

M m M m

M m



✓ Okuyalım, yazalım.

e m
em

em em em em em em em

em em

i m
im

im im im im im im im im im

im im

o m
om

om om om om om om om

om om

m e
me

me me me me me me me

me me

m a
ma

ma ma ma ma ma ma ma

ma ma

m i
mi

mi mi mi mi mi mi mi mi mi

mi mi



✓ Okuyalım, yazalım.

m o

mo mo mo mo mo mo mo

mo

mo mo

el ma

elma elma elma elma

elma

elma



Okan on elma al.



ek mek

ekmek ekmek ekmek

ekmek

ekmek



Kenan ekmek ile elma al.



e mel

Emel Emel Emel

emel

Emel Emel Emel



Emel Emel



✓ Okuyalım, yazalım.

ke mal
kemal

Kemal Kemal Kemal
Kemal



Kemal o ekmek.



ke man
keman

keman keman keman
keman



Kemal keman alma.




ke mik
kemik

kemik kemik kemik
kemik



li mon
limon

limon limon limon
limon





✓ Harf ve hecelerden kelime oluşturup okuyalım, yazalım.

ka lem

Blank writing line for the word 'kalem'.

ik lim

Blank writing line for the word 'iklim'.

me lek

Blank writing line for the word 'mellek'.

mi ne

Blank writing line for the word 'minne'.

a ma

Blank writing line for the word 'ama'.

an nem

Blank writing line for the word 'annem'.

ka mil

Blank writing line for the word 'kamil'.

mo la

Blank writing line for the word 'mola'.

lok ma

Blank writing line for the word 'lokma'.

E min

Blank writing line for the word 'emin'.

mi nik

Blank writing line for the word 'minik'.

in me

Blank writing line for the word 'inme'.

ma ki ne

Blank writing line for the word 'makine'.

ek le me

Blank writing line for the word 'ekleme'.

E mi ne

Blank writing line for the word 'eminne'.

Me li ke

Blank writing line for the word 'Melike'.

an ne mi

Blank writing line for the word 'annenmi'.

ki li mi

Blank writing line for the word 'kilimi'.



✓ Aşağıdaki cümleleri 5 (beş) defa okuduktan sonra yazalım.

⇒ Kemal limon al.



⇒ Emine o kalem.



⇒ Kamil on ekmek al.



⇒ Emine o kalem.



⇒ Emel iki kilo elma al.



⇒ Emin ekmek ile limon al.



⇒ Ali komik ol.



⇒ Melike kilim alma.





✓ Bulmacadaki kelimeleri örnekteki gibi bulup boyayalım.

~~EKMEK~~

ELMA

KEMİK

| | | | | | | |
|---|---|---|---|---|---|---|
| K | E | M | A | L | L | K |
| E | K | K | L | E | İ | E |
| K | E | O | İ | A | M | M |
| M | M | A | M | E | O | A |
| E | İ | İ | L | E | N | N |
| K | K | E | L | M | A | L |

LİMON

KEMAN

KEMAL



✓ Tablodaki harflerle kelimeler oluşturup noktalı yere yazalım.

| |
|-------|
| k k o |
| m i |
| komik |

| |
|-------|
| l e |
| m a |
| |

| |
|-------|
| k e l |
| m a |
| |

| |
|-------|
| k k e |
| m i |
| |

| |
|-------|
| l i n |
| m o |
| |

| |
|-------|
| k n a |
| m e |
| |



✓ Aşağıdaki metni 5 defa okuduktan sonra yazalım.



EKMEK



Emel ekmek al.

Emine iki kilo elma al.

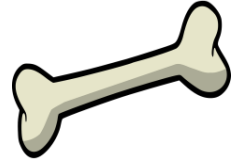
Kemal aman limon alma.

Emin o keman kimin?

Melek ekmek ile kalem al.



Okan aman o kemik.



Handwriting practice line with a dashed middle line.

Handwriting practice line with a dashed middle line.

Handwriting practice line with a dashed middle line.

Handwriting practice line with a dashed middle line.


Handwriting practice line with a dashed middle line.

Handwriting practice line with a dashed middle line.

Handwriting practice line with a dashed middle line.



✓ Aşağıdaki varlıkların altına isimlerini yazalım.



Blank writing box with blue dashed lines



Blank writing box with blue dashed lines



Blank writing box with blue dashed lines




Blank writing box with blue dashed lines



Blank writing box with blue dashed lines



Blank writing box with blue dashed lines




Blank writing box with blue dashed lines



Blank writing box with blue dashed lines



Blank writing box with blue dashed lines



Blank writing box with blue dashed lines



Blank writing box with blue dashed lines



Blank writing box with blue dashed lines




✓ Aşağıdaki metni 5 (beş) defa okuyalım.

Limon



Limon ek.

Mine limon ek.



Mine elli limon ek.

Mine elli limon ile elma al.



Mine elli iki limon ile elma al.

Alma Kemal ekmek ile kalem alma.

Aman alma Kemal ekmek ile kalem alma.

Alma Kemal ekmek ile kalem alma.

Mine kemik ile komik olma.



Mine komik olma.

Mine elma al.



Elma al.

Elma

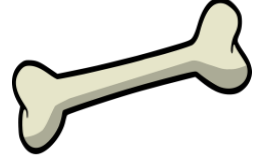




elma



ekmek



kemik




limon



Kemal



kalem




kilim



keman



iki



inek



aile



Emel