

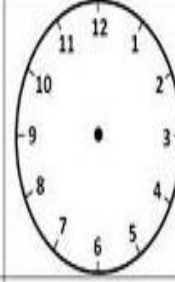


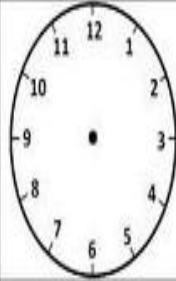

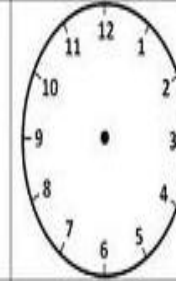


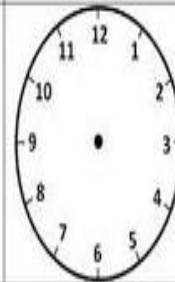


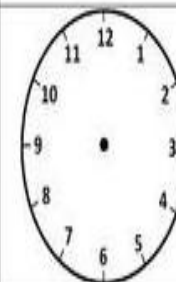

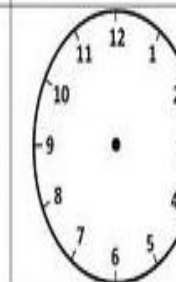


ADI SOYADI:

MINI TEST

Gösterilen zamanı çizelim, gösterilen saati yazalım

			
1:30	7:15		
			
12.30		2.45	
			
9.30	1.45		
			
3.30		9.45	

16 çeyrek kaç çeyrek eder?

- A) 4 B) 6 C) 8

17.15

Yukarıdaki saatin öğleden önce gösterimi kaçtır?

- A) 7.15 B) 6.15 C) 5.15

$$15 - 3 = 12$$

$$12 - 3 = 9$$

$$9 - 3 = 6$$

$$6 - 3 = 3$$

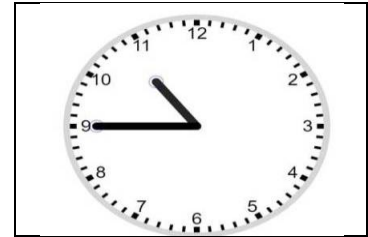
$$3 - 3 = 0$$

Çıkarma şeklinde verilen işlemin bölme ile gösterimi hangi seçenektir?

- A) 18 : 3 B) 15 : 3 C) 15 : 3

5 sayının 9 katının 43 fazlası hangi onluğa yakındır?

- A) 100 B) 90 C) 80



Yukarıdaki saat kaç göstermektedir?

- A) 11.15 B) 10.45 C) 9.45

Saatlerin öğleden önce ve öğleden sonralarını boyayalım

11.30	2.00	16.00	10.15	21.15	8.30
3.30	6.45	20.30	15.30	18.45	13.45
4.00	1.45	22.15	9.15	23.30	14.00

