





at

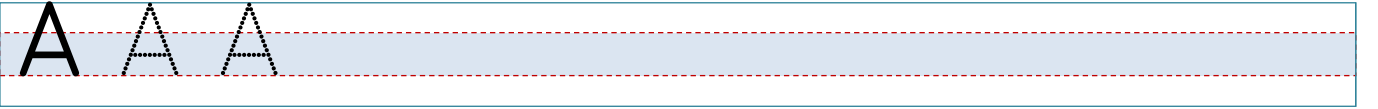








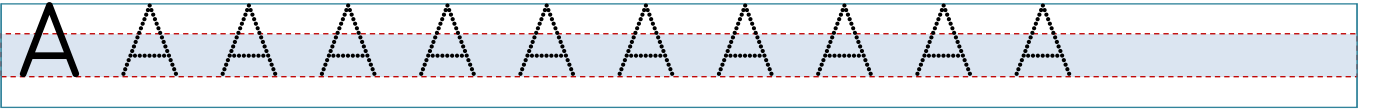
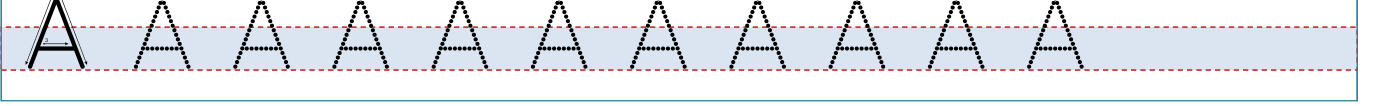
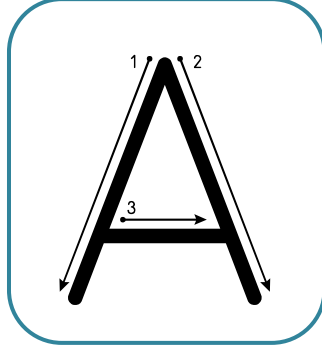
✓ Adında "a" sesi olan varlıkları işaretleyelim.



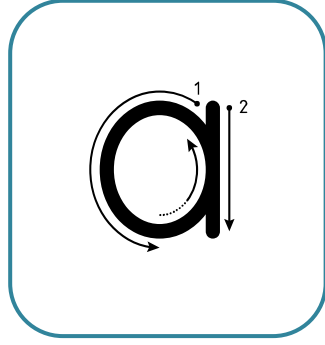
✓ "a" sesi aşağıdaki varlıkların adının başında mı, ortasında mı, sonunda mı?  
Boyayalım.



"A" harfini yazılış yönüne dikkat ederek yazalım.



"a" harfini yazılış yönüne dikkat ederek yazalım.



a a a a a a a a a a a a a

a a a a a a a

a a a a

a a a a

a a a

a a a

a a a

Aa Aa Aa Aa Aa

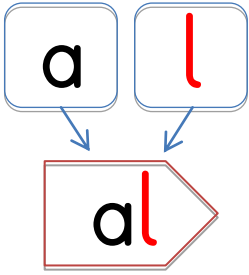
Aa Aa Aa Aa

Aa Aa Aa

Aa Aa

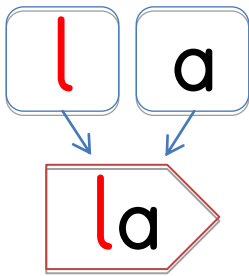
Aa Aa

► Okuyalım, yazalım.



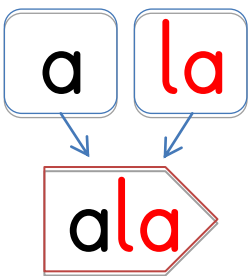
al al

al al



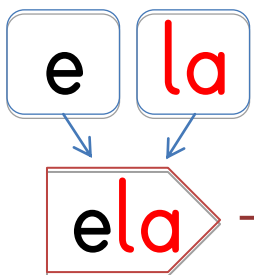
la la la

la la



ala ala ala

ala ala



Ela Ela Ela Ela

Ela Ela


Ela, al.

al la    alla    alla    alla    alla

alla    alla    alla

la le    lala    lala    lala    lala

lala    lala



Ela, lala al.

Blank handwriting practice line with a dashed midline.

Ela, Lala el ele.

Blank handwriting practice line with a dashed midline.

► Oluşturulan kelimeleri okuyalım, yazalım.

a l al al al

l a la la la

a la ala ala

al la alla alla

e la Ela Ela

la le late late

a l

↓ ↓

l a

↓ ↓

a la

↓ ↓

al la

↓ ↓

e la

↓ ↓

la le

↓ ↓

➤ Aşağıdaki cümleleri 5 ( beş ) kez okuyup, yazalım.

❖ Ela, 3 lale al.

Handwriting practice line with a dashed midline.

❖ 2 ala  al.

Handwriting practice line with a dashed midline.

❖ Ela lale al.

Handwriting practice line with a dashed midline.

❖ Lale el ele.

Handwriting practice line with a dashed midline.

❖ Ela,Lale el ele.

Handwriting practice line with a dashed midline.

❖ Alla Lale alla.

Handwriting practice line with a dashed midline.

❖ Ela al lale al.

Handwriting practice line with a dashed midline.

❖ Elle Ela elle.

Handwriting practice line with a dashed midline.



➤ Aşağıdaki metni 3 ( üç ) kez okuyup, yazalım.

EL ELE

El ele Ela,el ele

Ela,Lale el ele.

Lale,Lale el ele.

Ela,Lale al

Ela,Lale el ele.



Handwriting practice line with a dashed midline.

Handwriting practice line with a dashed midline.

Handwriting practice line with a dashed midline.

Handwriting practice line with a dashed midline.

Handwriting practice line with a dashed midline.

Handwriting practice line with a dashed midline.




Adı Soyadı : .....

Numarası : .....

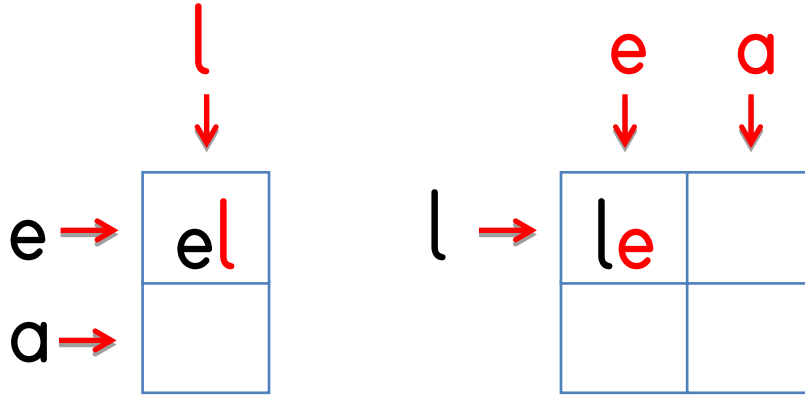


Adında " A - a " sesi olan  
resimleri boyadıktan sonra  
kesip film şeridine  
yapıştıralım.

A a



✓ Aşağıdaki tabloya örnekteki gibi heceler oluşturalım.



✓ Aşağıda verilen sözcükleri örnekteki gibi bulup bulmacaya yerleştirelim.

~~ELA~~

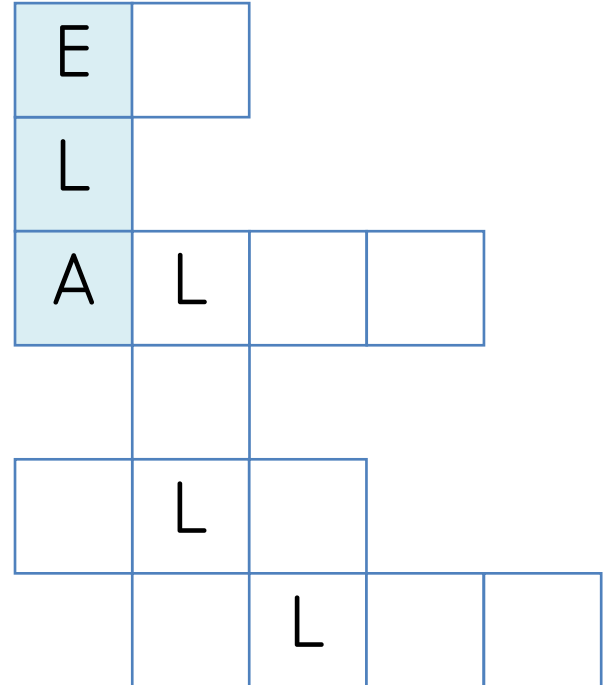
LALE

ALLA

ALA

ELLE

EL



➤ Aşağıdaki metni 5 ( beş ) kez okuyalım.



LALE

Lale

Lale,lale al.

Al Lale lale al.

Al Lale 2 lale al.

Al Lale 2 ala lale al.

Al Lale 2 ala lale al,el ele al.

Al Lale 2 ala lale al,elle.

Al Lale 2 ala lale al.

Al Lale 2 lale al.

Al Lale lale al.

Lale lale al.

Lale

