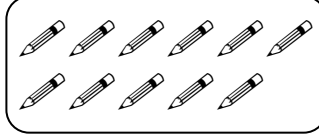






TOPLAMA İŞLEMİNİ ÖĞRENİYORUM

* Aşağıda verilen toplama işlemlerindeki noktalı yerleri dolduralım.






$$\begin{array}{r} 5 \\ + 6 \\ \hline 11 \end{array}$$



5 6 daha 11 eder.

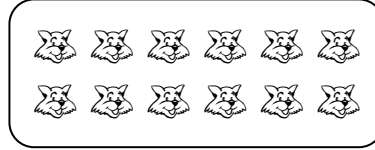

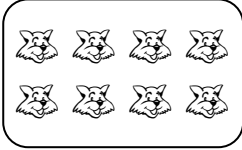
$$5 + 6 = 11$$



$$\begin{array}{r} \dots \\ + \dots \\ \hline \dots \end{array}$$

.... daha eder.

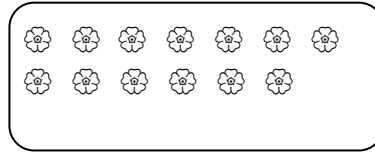
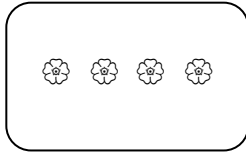
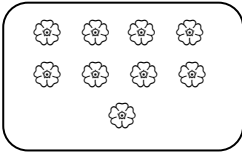
$$\dots + \dots = \dots$$



$$\begin{array}{r} \dots \\ + \dots \\ \hline \dots \end{array}$$

.... daha eder.

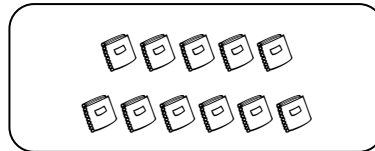
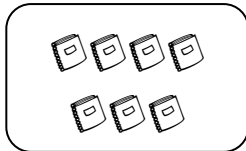

$$\dots + \dots = \dots$$



$$\begin{array}{r} \dots \\ + \dots \\ \hline \dots \end{array}$$

.... daha eder.

$$\dots + \dots = \dots$$



$$\begin{array}{r} \dots \\ + \dots \\ \hline \dots \end{array}$$

.... daha eder.

$$\dots + \dots = \dots$$