


Metni okuyalım. Aynısını satırlara yazalım.

Aile

Handwriting practice line with a dashed midline and a yellow shaded area below it.



Aile ile el ele.

Handwriting practice line with a dashed midline and a yellow shaded area below it.

Ali ile İlke ikili.

Handwriting practice line with a dashed midline and a yellow shaded area below it.

Ali ile Lale aile.

Handwriting practice line with a dashed midline and a yellow shaded area below it.

Ela ile İlke aile .

Handwriting practice line with a dashed midline and a yellow shaded area below it.

Metni okuyalım, yazalım.

ALİ


Ali, lila lale al.

İki keklik al Ali.

Ala keklik ile al keklik al.

Ali ellikle kekik al.

Ali kekik ile keklik al.



Handwriting practice area with six horizontal lines. Each line consists of a solid top line, a dashed middle line, and a solid bottom line. The area between the dashed middle line and the solid bottom line is shaded yellow.

Metni okuyalım, metnin aynısını satırlara yazarak resmi boyayalım.

EKİLİ



Lale ekili.

İlke, iki lale ekili.

Lila lale ekili.

Ala lale ile al lale ekili.

İlke lila lale elle.

İlke iki lale ekle.

Blank writing line with a dashed midline for tracing.

Blank writing line with a dashed midline for tracing.

Blank writing line with a dashed midline for tracing.


Blank writing line with a dashed midline for tracing.

Blank writing line with a dashed midline for tracing.

Blank writing line with a dashed midline for tracing.

Blank writing line with a dashed midline for tracing.

Verilen metni bol bol okuyalım.



Al.

Keklik al.

İlke, keklik al.

İlke, ala keklik al.

İlke, ailene ala keklik al.

İlke ailene iki ala keklik al

İlke, ala keklik al.

İlke, keklik al.

Keklik al.

Al.