

ADI SOYADI:

## SAYI ÖRÜNTÜLERİ-1

Örüntülerin kuralını belirleyip tamamlayalım.

1) 

2	4	6	8	10					
---	---	---	---	----	--	--	--	--	--

2) 

17	19	21	23	25					
----	----	----	----	----	--	--	--	--	--

3) 

48	44	40	36	32					
----	----	----	----	----	--	--	--	--	--

4) 

10	15	20	25	30					
----	----	----	----	----	--	--	--	--	--

5) 

27	25	23	21	19					
----	----	----	----	----	--	--	--	--	--

6) 

6	12	18	24	30					
---	----	----	----	----	--	--	--	--	--

7) 

1	3	5	7	9					
---	---	---	---	---	--	--	--	--	--

8) 

40	38	36	34	32					
----	----	----	----	----	--	--	--	--	--

9) 

12	15	18	21	24					
----	----	----	----	----	--	--	--	--	--

10) 

32	30	28	26	24					
----	----	----	----	----	--	--	--	--	--

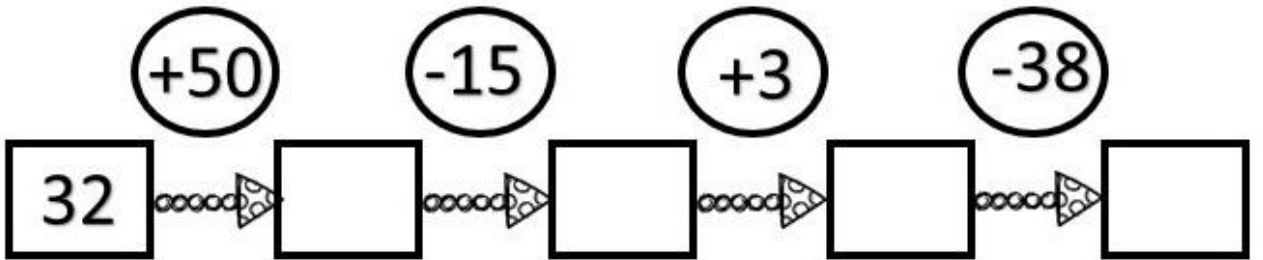
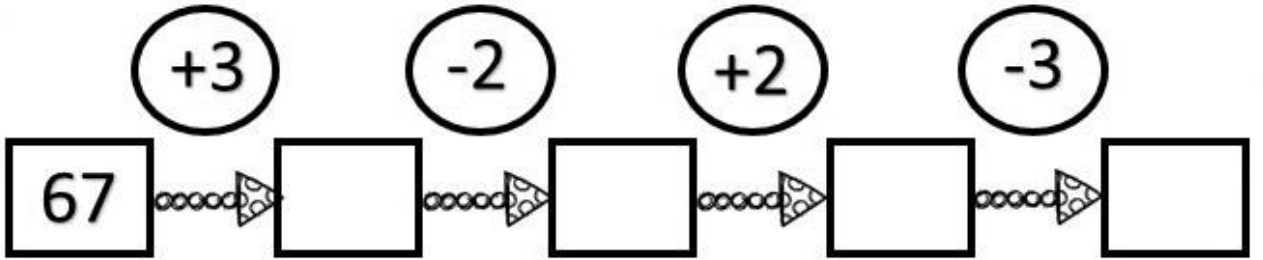
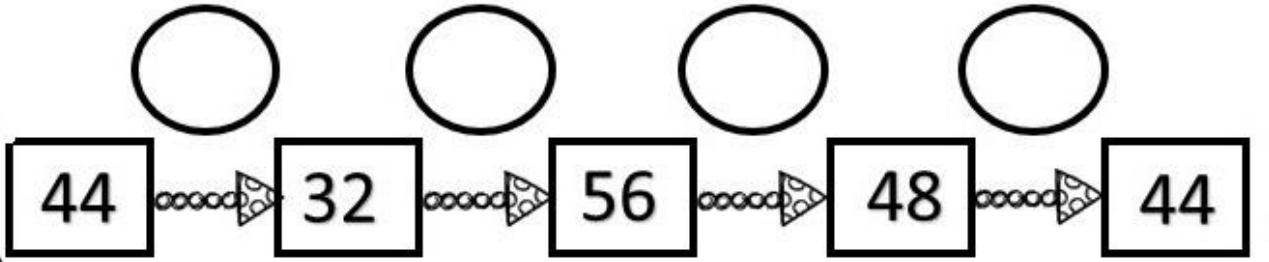
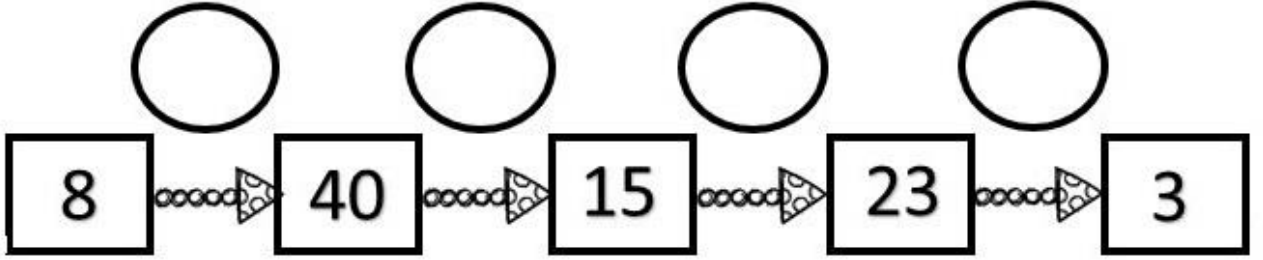
## SAYI ÖRÜNTÜLERİ-2

Aşağıda kuralı verilen örüntüleri uygun sayılarla tamamlayalım

47	○	72	+3	□	-34	□	○	22	○	11	○	8	+39	□
54	○	33	○	38	○	59	○	54						
94	-16	□	○	51	+25	□	○	60	○	32	+62	□		
21	+30	□	-11	□	+5	□	-24	□						
3	○	19	○	26	○	40	○	33	○	3				
38	+14	□	○	56	-12	□	○	38						

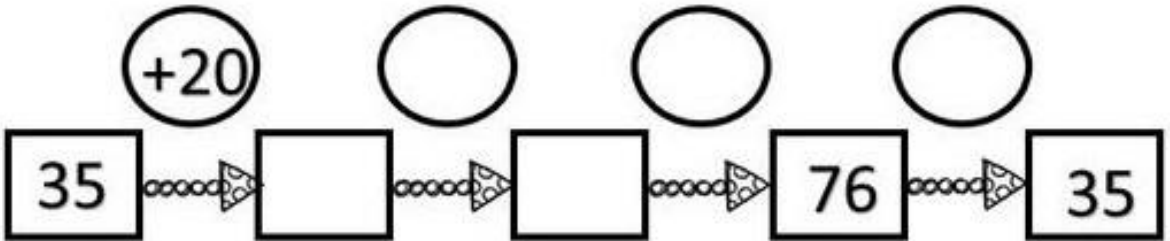
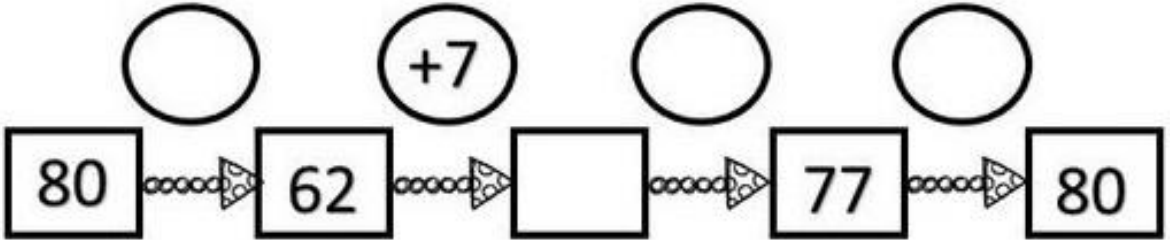
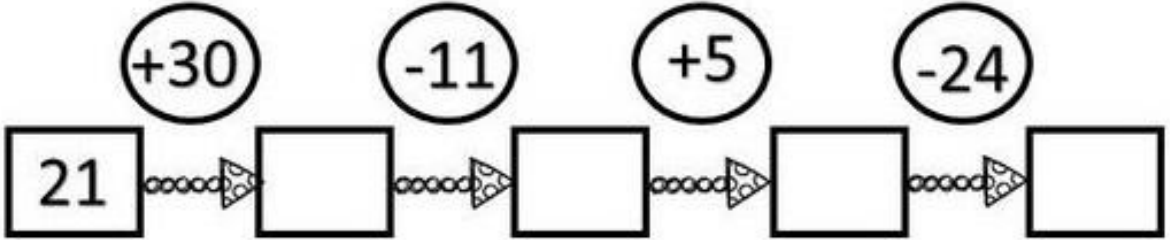
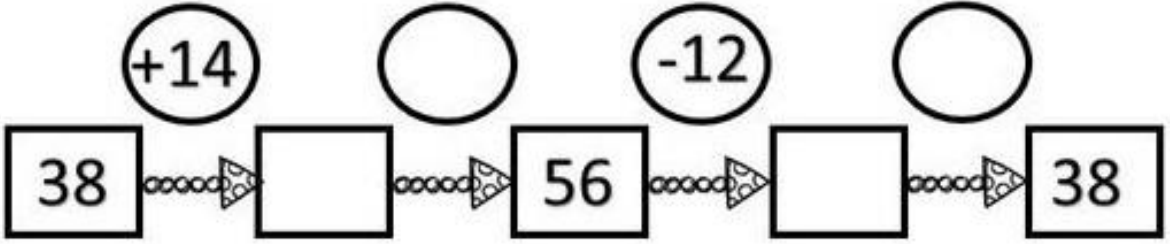
### SAYI ÖRÜNTÜLERİ-3

Aşağıdaki sayı örüntülerinin kuralını bulalım, kutulara yazalım.



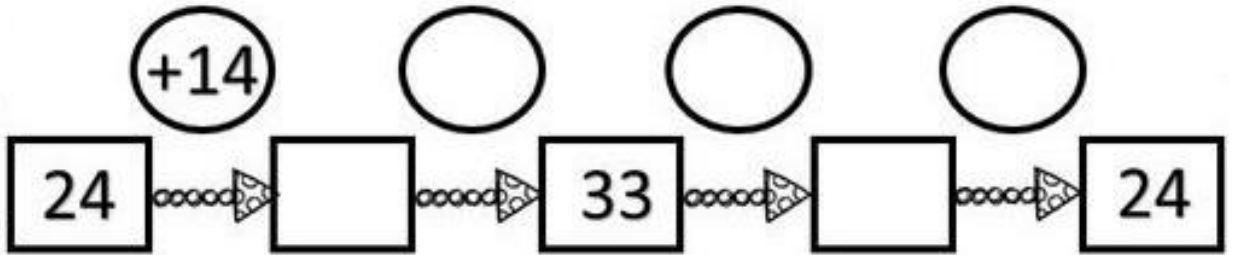
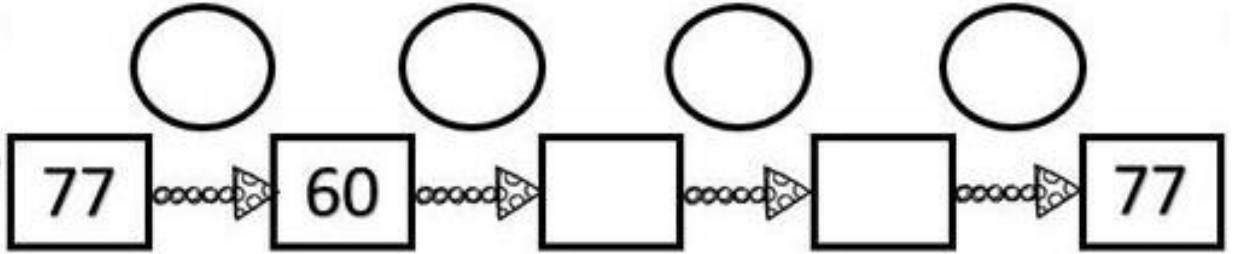
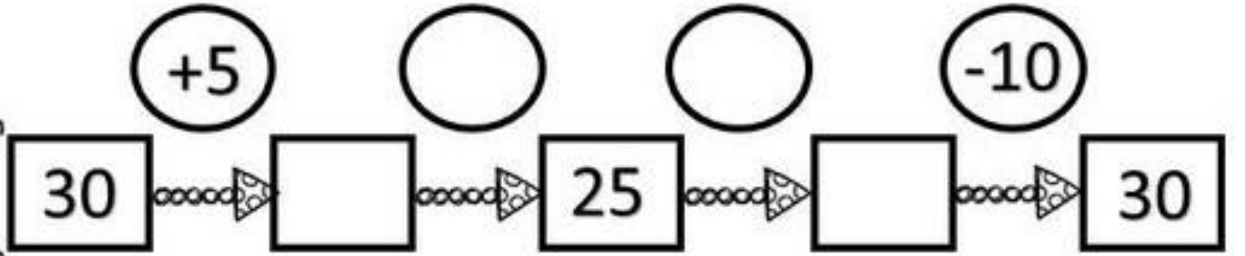
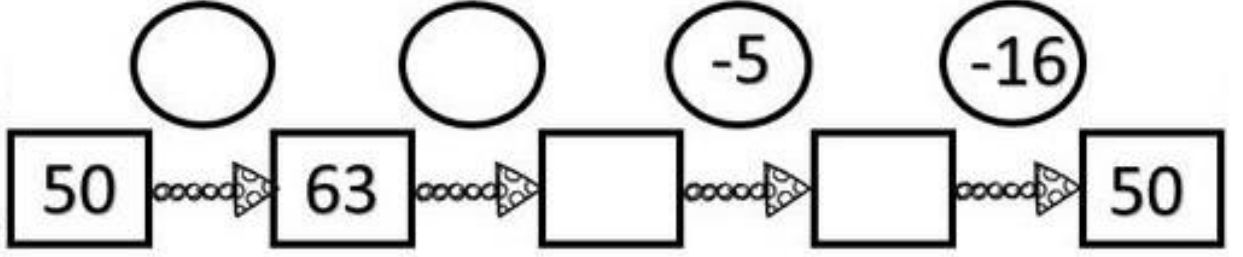
## SAYI ÖRÜNTÜLERİ-4

Aşağıdaki sayı örüntülerinin kuralını bulalım, kutulara yazalım.



## SAYI ÖRÜNTÜLERİ-4

Aşağıdaki sayı örüntülerinin kuralını bulalım, kutulara yazalım.



## SAYI ÖRÜNTÜLERİ-4

Aşağıdaki sayı örüntülerinin kuralını bulalım, kutulara yazalım.

