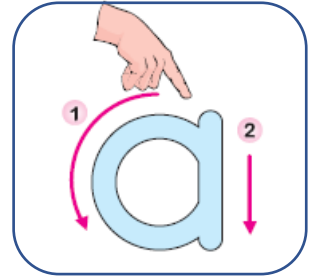
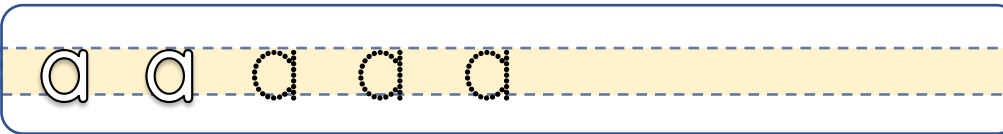
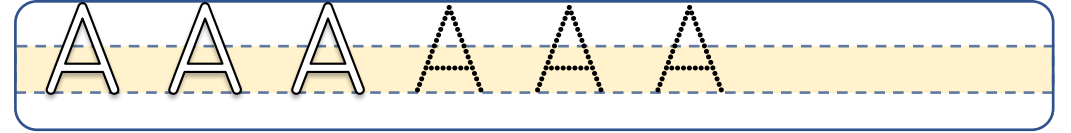
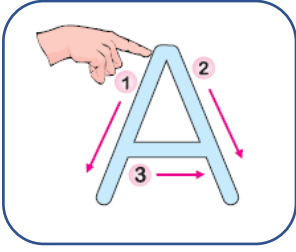


Adında "a" sesi bulunan varlıkları boyyalım.



Büyük "A" ve küçük "a" harflerini yazalım.



Büyük "A" ve küçük "a" harflerini yazalım.

A A

a a

A A

a a

Aa Aa


Aa Aa

Adı "a" sesi ile biten varlıkların kutucuğunu boyyalım.











Adında "a" sesi bulunan bir varlık resmi çizelim.



Büyük "A" ve küçük "a" harflerini yazalım.

A A

a a

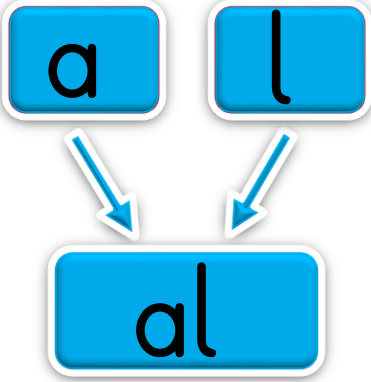
A A

a a

Aa Aa

Aa Aa

Harfleri birleřtirelim. Oluřan heceleri okuyalım, yazalım.




al al al al

al al al al

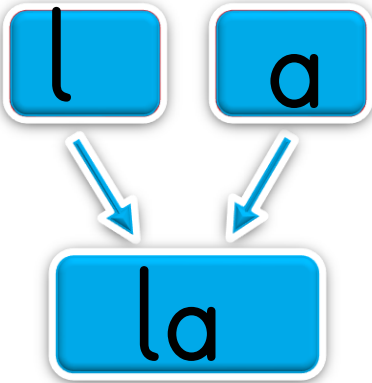


al al al al al al al



al al

al al



la la la la

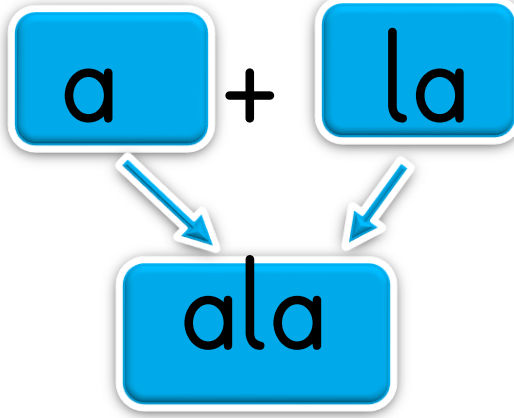

la la la la



la la

la la

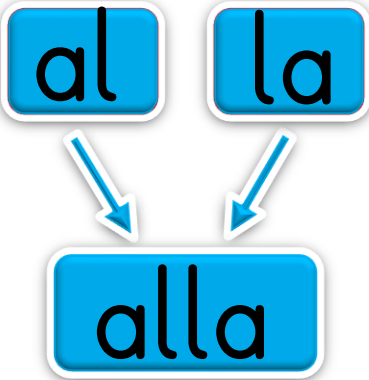
Harfleri ve heceleri birleştirelim oluşan kelimeleri okuyalım, yazalım.



ala ala ala ala

ala ala ala

ala



alla alla alla

alla alla

alla



Harfleri ve heceleri birleştirelim oluşan kelimeleri okuyalım, yazalım.


e la



ela

ela ela ela

ela ela ela



ela ela

ela ela

ela ela

Ela Ela Ela

Ela Ela

Ela Ela

Ela



Harfleri ve heceleri birleştirelim oluşan kelimeleri okuyalım, yazalım.

la le



lale

lale lale lale

lale lale lale



lale lale

lale

lale lale

lale



Lale Lale

Lale Lale

Lale Lale



Satırlara "Lale" yazalım, okuyalım. Resmi Boyayalım.



Metni okuyalım. Aynısını satırlara yazalım.

Lale

Handwriting practice line with a dashed midline and a yellow highlighted area.



Ela, lale elle.

Handwriting practice line with a dashed midline and a yellow highlighted area.

Ela 2 lale al.

Handwriting practice line with a dashed midline and a yellow highlighted area.

Lale, lale elle.

Handwriting practice line with a dashed midline and a yellow highlighted area.

Lale elle, lale al.

Handwriting practice line with a dashed midline and a yellow highlighted area.

Metni okuyalım, yazalım.

Lale Al

Ela, lale al.

Ela 2 lale al.

1 ala lale al.

1 al lale al.

Al Ela al.



Handwriting practice line with a dashed midline.

Handwriting practice line with a dashed midline.

Handwriting practice line with a dashed midline.

Handwriting practice line with a dashed midline.

Handwriting practice line with a dashed midline.

Handwriting practice line with a dashed midline.

Karesel metni okuyalım, metnin aynısını satırlara yazarak resmi boyayalım.



Al.

Lale al

Ela, lale al.

Ela, lale elle al.

Ela, ala lale elle al.

Ela, ala lale elle, lale al.

Handwriting practice area consisting of six horizontal lines. Each line has a solid top and bottom border and a dashed middle line. The area between the dashed lines is shaded yellow.

Verilen karesel metni bol bol okuyalım.



Elle.

Lale elle.

Ela, lale elle.

Ela ala lale elle.

Ela ala lale al, elle.

Ela ala lale elle

Ela, lale elle.

Lale elle.

Elle.

